



OFFICIAL SITTING VOLLEYBALL RULES 2013 - 2016

**To be applied in all
World, International, National and League
Competitions from October 1st 2013**

*Approved by the
World ParaVolley Board of Administration*

CONTENTS

GAME CHARACTERISTICS	6
PART 1: PHILOSOPHY OF THE RULES AND REFEREEING.....	7
PART 2: RULES	9
SECTION I - THE GAME	9
CHAPTER ONE - FACILITIES AND EQUIPMENT	10
1. PLAYING AREA	10
1.1. DIMENSIONS.....	10
1.2. PLAYING SURFACE	10
1.3. LINES ON THE COURT	10
1.4. ZONES AND AREAS	11
1.5. TEMPERATURE	12
1.6. LIGHTING	12
2. NET AND POSTS	12
2.1. HEIGHT OF THE NET.....	12
2.2. STRUCTURE.....	12
2.3. SIDE BANDS	12
2.4. ANTENNAE.....	12
2.5. POSTS.....	13
2.6. ADDITIONAL EQUIPMENT.....	13
3. BALLS.....	13
3.1. STANDARDS	13
3.2. UNIFORMITY OF BALLS	13
3.3. THREE-BALL SYSTEM.....	13
CHAPTER TWO - PARTICIPANTS	14
4. TEAMS	14
4.1. TEAM COMPOSITION.....	14
4.2. LOCATION OF THE TEAM	14
4.3. EQUIPMENT.....	15
4.4. CHANGE OF EQUIPMENT.....	15
4.5. FORBIDDEN OBJECTS.....	16
5. TEAM LEADERS	16
5.1. CAPTAIN.....	16
5.2. COACH	17
5.3. ASSISTANT COACH	17
CHAPTER THREE - PLAYING FORMAT	18
6. TO SCORE A POINT, TO WIN A SET AND THE MATCH	18
6.1. TO SCORE A POINT	18
6.2. TO WIN A SET	18
6.3. TO WIN THE MATCH	18
6.4. DEFAULT AND INCOMPLETE TEAM	19

7.	STRUCTURE OF PLAY	19
7.1.	THE TOSS	19
7.2.	OFFICIAL WARM-UP SESSION	19
7.3.	TEAM STARTING LINE-UP	19
7.4.	POSITIONS	20
7.5.	POSITIONAL FAULT	21
7.6.	ROTATION.....	21
7.7.	ROTATIONAL FAULT	21
 CHAPTER FOUR - PLAYING ACTIONS		23
8.	STATES OF PLAY	23
8.1.	BALL IN PLAY.....	23
8.2.	BALL OUT OF PLAY.....	23
8.3.	BALL "IN"	23
8.4.	BALL "OUT"	23
9.	PLAYING THE BALL	23
9.1.	TEAM HITS	23
9.2.	CHARACTERISTICS OF THE HIT.....	24
9.3.	FAULTS IN PLAYING THE BALL	24
9.4.	CONTACT WITH THE COURT	25
10.	BALL AT THE NET.....	25
10.1.	BALL CROSSING THE NET	25
10.2.	BALL TOUCHING THE NET.....	25
10.3.	BALL IN THE NET	25
11.	PLAYER AT THE NET	26
11.1.	REACHING BEYOND THE NET.....	26
11.2.	PENETRATION UNDER THE NET.....	26
11.3.	CONTACT WITH THE NET	26
11.4.	PLAYER'S FAULTS AT THE NET	26
12.	SERVICE	27
12.1.	FIRST SERVICE IN A SET.....	27
12.2.	SERVICE ORDER	27
12.3.	AUTHORISATION OF THE SERVICE.....	27
12.4.	EXECUTION OF THE SERVICE	27
12.5.	SCREENING	27
12.6.	FAULTS MADE DURING THE SERVICE	28
12.7.	SERVING FAULTS AND POSITIONAL FAULTS.....	28
13.	ATTACK HIT	28
13.1.	CHARACTERISTICS OF THE ATTACK HIT	28
13.2.	RESTRICTIONS OF THE ATTACK HIT	28
13.3.	FAULTS OF THE ATTACK HIT	29
14.	BLOCK.....	29
14.1.	BLOCKING	29
14.2.	BLOCK CONTACT.....	30
14.3.	BLOCKING WITHIN THE OPPONENT'S SPACE	30
14.4.	BLOCK AND TEAM HITS	30
14.5.	BLOCKING THE SERVICE.....	30
14.6.	BLOCKING FAULTS	30

CHAPTER FIVE - INTERRUPTIONS, INTERVALS AND DELAYS	31
15. REGULAR GAME INTERRUPTIONS	31
15.1. NUMBER OF REGULAR INTERRUPTIONS	31
15.2. SEQUENCE OF REGULAR GAME INTERRUPTIONS	31
15.3. REQUESTS FOR REGULAR GAME INTERRUPTIONS	31
15.4. TIME-OUTS AND TECHNICAL TIME-OUTS	31
15.5. SUBSTITUTION OF PLAYERS	32
15.6. LIMITATION OF SUBSTITUTIONS	32
15.7. EXCEPTIONAL SUBSTITUTION	32
15.8. SUBSTITUTION FOR EXPULSION OR DISQUALIFICATION	32
15.9. ILLEGAL SUBSTITUTION	33
15.10. SUBSTITUTION PROCEDURE	33
15.11. IMPROPER REQUESTS	33
16. GAME DELAYS	34
16.1. TYPES OF DELAY	34
16.2. DELAY SANCTIONS	34
17. EXCEPTIONAL GAME INTERRUPTIONS	34
17.1. INJURY/ILLNESS	34
17.2. EXTERNAL INTERFERENCE	35
17.3. PROLONGED INTERRUPTIONS	35
18. INTERVALS AND CHANGE OF COURTS	35
18.1. INTERVALS	35
18.2. CHANGE OF COURTS	35
CHAPTER SIX - THE LIBERO PLAYER	36
19. THE LIBERO PLAYER	36
19.1. DESIGNATION OF THE LIBERO	36
19.2. EQUIPMENT	36
19.3. ACTIONS INVOLVING THE LIBERO	36
19.4. RE-DESIGNATION OF A NEW LIBERO	37
19.5. SUMMARY	38
CHAPTER SEVEN - PARTICIPANTS' CONDUCT	39
20. REQUIREMENTS OF CONDUCT	39
20.1. SPORTSMANLIKE CONDUCT	39
20.2. FAIR PLAY	39
21. MISCONDUCT AND ITS SANCTIONS	39
21.1. MINOR MISCONDUCT	39
21.2. MISCONDUCT LEADING TO SANCTIONS	39
21.3. SANCTION SCALE	40
21.4. APPLICATION OF MISCONDUCT SANCTIONS	40
21.5. MISCONDUCT BEFORE AND BETWEEN SETS	41
21.6. SANCTION CARDS	41
SECTION II - THE REFEREES, THEIR RESPONSIBILITIES AND OFFICIAL HAND SIGNALS	42
CHAPTER EIGHT - REFEREES	43

22. REFEREEING CORPS AND PROCEDURES.....	43
22.1. COMPOSITION	43
22.2. PROCEDURES	43
23. FIRST REFEREE.....	44
23.1. LOCATION	44
23.2. AUTHORITY	44
23.3. RESPONSIBILITIES	45
24. SECOND REFEREE	45
24.1. LOCATION	45
24.2. AUTHORITY	45
For <i>World ParaVolley</i> World and Official Competitions, as well as Zonal Championships, the duties recorded under 24.2.5 and 24.2.10 are carried out by the Reserve Referee.	46
24.3. RESPONSIBILITIES	46
25. SCORER.....	47
25.1. LOCATION	47
25.2. RESPONSIBILITIES	47
26. ASSISTANT SCORER.....	48
26.1. LOCATION	48
26.2. RESPONSIBILITIES	48
27. LINE JUDGES	49
27.1. LOCATION	49
27.2. RESPONSIBILITIES	49
28. OFFICIAL SIGNALS	50
28.1. REFEREES' HAND SIGNALS	50
28.2. LINE JUDGES' FLAG SIGNALS	50
SECTION III - DIAGRAMS.....	51
PART 3: DEFINITIONS.....	52

GAME CHARACTERISTICS

Volleyball is a sport played by two teams on a playing court divided by a net. There are different versions available for specific circumstances in order to offer the versatility of the game to everyone.

The object of the game is to send the ball over the net in order to ground it on the opponent's court, and to prevent the same effort by the opponent. The team has three hits for returning the ball (in addition to the block contact).

The ball is put in play with a service: hit by the server over the net to the opponents. The rally continues until the ball is grounded on the playing court, goes "out" or a team fails to return it properly.

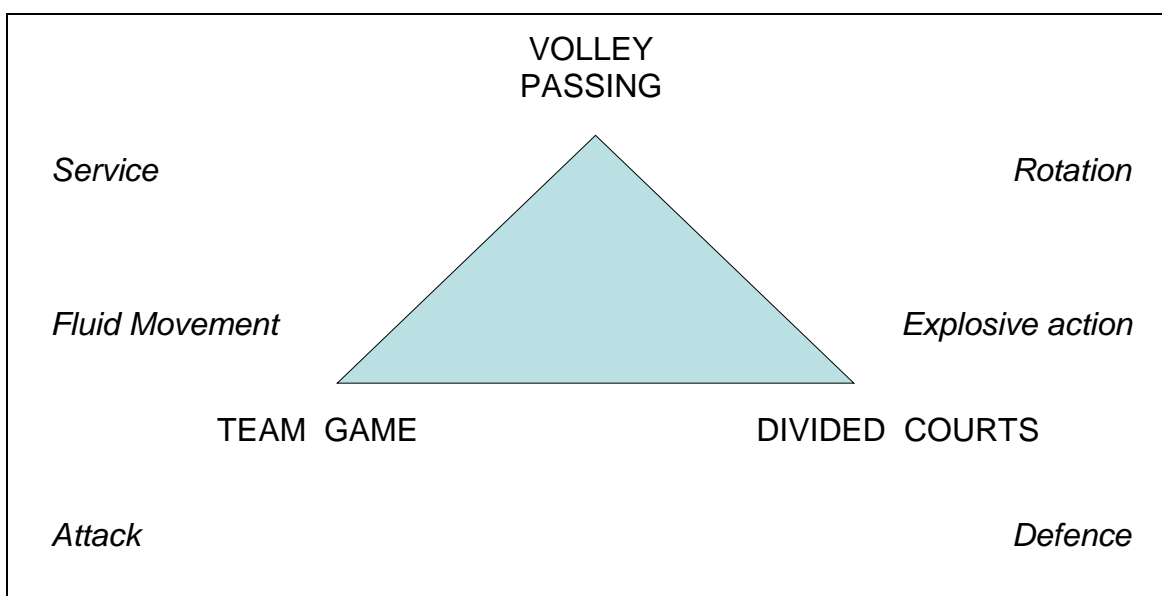
In Volleyball, the team winning a rally scores a point (Rally Point System). When the receiving team wins a rally, it gains a point and the right to serve, and its players rotate one position clockwise.

The World ParaVolley *Philosophy of the Rules and Refereeing* is in agreement with that of FIVB, as described in the following pages.

PART 1: PHILOSOPHY OF THE RULES AND REFEREEING

Introduction

Sitting Volleyball is one of the most successful and popular competitive and recreational sports in the world and one of the only Para Sports in which athletes do not rely on technology and equipment. It is *fast*, it is *exciting* and the action is *explosive*. Yet Volleyball comprises several crucial overlapping elements whose complementary *interactions* render it unique amongst rally games.



In recent years the FIVB and *World ParaVolley* have made great strides in adapting the game to a modern audience.

This text is aimed at a broad Volleyball public – players, coaches, referees, spectators, or commentators for the following reasons:

- understanding the rules allows better play – coaches can create better team structure and tactics, allowing players full rein to display their skills;
- understanding the relationship between rules allows officials to make better decisions.

This introduction at first focuses on Volleyball as a competitive sport, before setting out to identify the main qualities required for successful refereeing.

Volleyball as a Competitive Sport

Competition taps latent strengths. It exhibits the best of ability, spirit, creativity and aesthetics. The rules are structured to allow all of these qualities. With a few exceptions, Volleyball allows all players to operate both at the net (in attack) and in the back of the court (to defend or serve).

William Morgan, the game's creator, would still recognize it because Volleyball has retained certain distinctive and essential elements over the years. Some of these it shares with other net/ball/racquet games:

- Service;
- Rotation (taking turns to serve);
- Attack;
- Defence.

Volleyball is however, unique amongst net games in insisting that the ball is in constant flight – a “flying ball” – and by allowing each team a degree of internal passing before the ball must be returned to the opponents.

The introduction of a specialist defensive player – the Libero – has moved the game forward in terms of rally length and multi-phase play. Modifications to the service rule have changed the act of service from simply a means of putting the ball in play to an offensive weapon.

The concept of rotation is entrenched to allow for all-round athletes. The rules on player positions must permit teams to have flexibility and to create interesting developments in tactics.

Competitors use this framework to contest techniques, tactics and power. The framework allows players a freedom of expression to enthuse spectators and viewers.

And the image of Volleyball is increasingly a good one.

As the game evolves, there is no doubt that it will change – even better, stronger and faster.

The Referee within this Framework

The essence of a good official lies in the concept of fairness and consistency:

- to be fair to every participant
- to be viewed as fair by the spectators,

This demands a huge element of trust – the referee must be trusted to allow the players to entertain:

- by being *accurate* in his/her *judgement*
- by *understanding why the rule is written*
- by being an *efficient organiser*;
- by allowing the competition to flow and by *directing* it to a conclusion;
- by being an *educator* – using the rules to penalise the unfair and admonish the impolite;
- by *promoting* the game – that is, by *allowing the spectacular* elements in the game to shine and the best players to do what they do best: *entertain* the public.

Finally we can say that a good referee will use the rules to make the competition a fulfilling experience for *all* concerned.

To those who have read so far, view the Rules which follow as the current state of development of a great game, but keep in mind why these preceding few paragraphs may be of equal importance to you in your position within the sport.

PART 2: RULES

SECTION I - THE GAME

CHAPTER ONE - FACILITIES AND EQUIPMENT

See Rules

1. PLAYING AREA

The playing area includes the playing court and the free zone. It shall be rectangular and symmetrical. 1.1, D.1a, D.1b

1.1. DIMENSIONS

D.2

The playing court is a rectangle measuring 10 x 6 m, surrounded by a free zone which is a minimum of 3 m wide on all sides.

The free playing space is the space above the playing area which is free from any obstructions. The free playing space shall measure a minimum of 7 m in height from the playing surface.

For World ParaVolley World and Official Competitions, as well as Zonal Championships, the free zone shall measure a minimum of 4 m from the side lines and 6 m from the end lines. The free playing space shall measure a minimum of 10m in height from the playing surface.

1.2. PLAYING SURFACE

1.2.1. The surface must be flat, horizontal and uniform. It must not present any danger of injury to the players. It is forbidden to play on rough or slippery surfaces.

For World ParaVolley World and Official Competitions, as well as Zonal Championships, only a wooden or synthetic surface is allowed. Any surface must be previously approved by World ParaVolley.

1.2.2. On indoor courts the surface of the playing court must be of a light colour.

For World ParaVolley World and Official Competitions, as well as Zonal Championships, white colours are required for the lines. Other colours, different from each other, are required for the playing court and the free zone. 1.1, 1.3

1.2.3. On outdoor courts a slope of 5 mm per metre is allowed for drainage. Court lines made of solid materials are forbidden. 1.3

1.3. LINES ON THE COURT

D.2

1.3.1. All lines are 5 cm wide. They must be of a light colour which is different from the colour of the floor and from any other lines. 1.2.2

1.3.2. *Boundary Lines*

Two side lines and two end lines mark the playing court. Both side lines and end lines are drawn inside the dimensions of the playing court. 1.1

1.3.3.	<i>Centre line</i>	D.2
	The axis of the centre line divides the playing court into two equal courts measuring 6 m x 5 m each; however the entire width of the line is considered to belong to both courts equally. This line extends beneath the net from side line to side line.	
1.3.4.	<i>Attack line</i>	1.3.3, 1.4.1
	On each court, an attack line, whose rear edge is drawn 2 m back from the axis of the centre line, marks the front zone.	
	For World ParaVolley World and Official Competitions, as well as Zonal Championships, the attack line is extended by the addition of broken lines from the side lines, with five 15 cm short lines 5 cm wide, drawn 20 cm from each other to a total length of 1.75 m. The “coach’s restriction line” (a broken line which extends from the attack line to the end of the court, parallel to the side line and 1.75 metres from it) is composed of 15 cm short lines drawn 20 cm apart to mark the limit of the coach’s area of operation.	D.2
1.4.	ZONES AND AREAS	D.1b, D.2
1.4.1.	<i>Front zone</i>	19.3.1.4, 23.3.2.3e, D.2
	On each court the front zone is limited by the axis of the centre line and the rear edge of the attack line.	1.3.3, 1.3.4, 19.3.1.4, 23.3.2.3e
	The front zone is considered to extend beyond the side lines to the end of the free zone.	1.1, 1.3.2
1.4.2.	<i>Service zone</i>	
	The service zone is a 6 m wide area behind each end line.	
	It is laterally limited by two short lines, each 15 cm long, drawn 20 cm behind the end line as an extension of the side lines. Both short lines are included in the width of the service zone.	1.3.2, 12, D.1b
	In depth, the service zone extends to the end of the free zone.	1.1
1.4.3.	<i>Substitution zone</i>	
	The substitution zone is limited by the extension of both attack lines up to the scorer’s table.	1.3.4, 15.6.1, D.1b
1.4.4.	<i>Libero Replacement Zone</i>	
	The Libero Replacement Zone is part of the free zone on the side of the team benches, limited by the extension of the attack line up to the end line.	19.3.2.7, D.1b
1.4.5.	<i>Warm-up area</i>	
	For World ParaVolley World and Official Competitions, as well as Zonal Championships, the warm-up areas, sized approximately 3 x 3 m, are located in both of the bench-side corners, outside the free zone.	24.2.5, D.1a, D.1b

- 1.4.6. *Penalty area*
 A penalty area, sized approximately 1 x 1 m and equipped with two chairs, is located in the control area, outside the prolongation of each end line. They may be limited by a 5 cm wide red line. 21.3.2.1,D.1a, D.1b
- 1.5. TEMPERATURE**
 The minimum temperature shall not be below 10° C (50° F).
For World ParaVolley World and Official Competitions, as well as Zonal Championships, the maximum temperature shall not be higher than 25° C (77° F) and the minimum not lower than 16° C (61° F).
- 1.6. LIGHTING**
For World ParaVolley World and Official Competitions, as well as Zonal Championships, the lighting on the playing area should be 1000 to 1500 lux measured at 1 m above the surface of the playing area. 1
- 2. NET AND POSTS** D.3
- 2.1. HEIGHT OF THE NET**
- 2.1.1. Placed vertically over the centre line there is a net whose top is set at the height of 1.15 m for men and 1.05 m for women. 1.3.3
- 2.1.2. Its height is measured from the centre of the playing court. The net height over the two side lines must be exactly the same and must not exceed the official height by more than 2 cm. 1.1, 1.3.2, 2.1.1
- 2.2. STRUCTURE** D.3
- The net is 0.80 m wide and 6.50 to 7 metres long (with 25 to 50 cm on each side of the side bands), made of 10 cm square black mesh.
 At the top a horizontal band, 7 cm wide, made of two-fold white canvas, is sewn along its full length. Each extreme end of the band has a hole, through which passes a cord, fastening the band to the posts for keeping its top taut.
 Within the band, a flexible cable fastens the net to the posts and keeps its top taut.
 At the bottom of the net there is another horizontal band, 5 cm wide, similar to the top band, through which is threaded a rope. This rope fastens the net to the posts and keeps its lower part taut.
- 2.3. SIDE BANDS** 1.3.2, D.3
- Two white bands are fastened vertically to the net and placed directly above each side line.
 They are 5 cm wide and 0.80 m long, and are considered as part of the net.
- 2.4. ANTENNAE**
- An antenna is a flexible rod, 1.60 m long and 10 mm in diameter, made of fibreglass or similar material.
 An antenna is fastened at the outer edge of each side band. The antennae are placed on opposite sides of the net. 2.3, D.3

The top 80 cm of each antenna extends above the net and is marked with 10 cm stripes of contrasting colour, preferably red and white.

The antennae are considered as part of the net and laterally delimit the crossing space. 10.1.1, D.3, D.5a, D.5b

2.5. POSTS

- 2.5.1. The posts supporting the net are placed at a distance of 0.50–1.00 m outside the side lines. They are 1.25 m high and preferably adjustable. D.3

For *World ParaVolley* World and Official Competitions, as well as Zonal Championships, the posts supporting the net are placed at a distance of 1 m outside the side lines.

- 2.5.2. The posts are rounded and smooth, fixed to the ground without wires. There shall be no dangerous or obstructing devices.

2.6. ADDITIONAL EQUIPMENT

All additional equipment is determined by World ParaVolley regulations.

3. BALLS

3.1. STANDARDS

The ball shall be spherical, made of a flexible leather or synthetic leather case with a bladder inside made of rubber or a similar material.

Its colour may be a uniform light colour, or a combination of colours.

Synthetic leather material and colour combinations of balls used in *World ParaVolley* World and Official Competitions, as well as Zonal Championships, must comply with *World ParaVolley* standards.

Its circumference is 65–67 cm and its weight is 260–280 g.

Its inside pressure shall be 0.300 to 0.325 kg/cm² (4.26 to 4.61 psi) (294.3 to 318.82 mbar or hPa).

3.2. UNIFORMITY OF BALLS

All balls used in a match must have the same standards regarding circumference, weight, pressure, type, colour, etc. 3.1

World, International, National and League Competitions must be played with *World ParaVolley* approved balls, unless by agreement of *World ParaVolley*.

3.3. THREE-BALL SYSTEM

For *World ParaVolley* World and Official Competitions, as well as Zonal Championships, three balls shall be used. In this case, six ball retrievers are stationed, one at each corner of the free zone and one behind each referee. D.10

CHAPTER TWO - PARTICIPANTS

See Rules

4. TEAMS

4.1. TEAM COMPOSITION

- 4.1.1. A team may consist of a maximum of 12 players, including a maximum two players classified as “minimal disability”, one coach, a maximum of two assistant coaches, one team therapist and one medical doctor. 4.1.1.1, 5.2, 5.3

Only those listed on the score sheet may normally enter the Competition/Control Area and take part in the official warm-up and in the match.

For *World ParaVolley World and Official Competitions, as well as Zonal Championships, the medical doctor and team therapist must be accredited beforehand by World ParaVolley.*

- 4.1.2. One of the players, other than the Libero, is the team captain, who shall be indicated on the score sheet. 5.1, 19.1.3
- 4.1.3. Only the players recorded on the score sheet may enter the court and play in the match. Once the coach and the team captain have signed the score sheet, (team list for electronic score sheet) the recorded players cannot be changed. 1, 4.1.1, 5.1.1, 5.2.2

4.2. LOCATION OF THE TEAM

- 4.2.1. The players not in play should either sit on their team bench or be in their warm-up area. The coach and other team members sit on the bench, but may temporarily leave it. 1.4.5, 5.2.3, 7.3.3
- The benches for the teams are located beside the scorer’s table, outside the free zone. D.1a, D1b
- 4.2.2. Only the team composition members are permitted to sit on the bench during the match and to participate in the official warm-up session. 4.1.1, 7.2
- 4.2.3. Players not in play may warm up without balls as follows:
- 4.2.3.1. during play: in the warm-up areas; 1.4.5, 8.1, D.1a, D.1b
- 4.2.3.2. during time-outs and technical time-outs: in the free zone behind their playing court. 1.3.3, 15.4
- 4.2.4. During set intervals, players may warm-up using balls in the free zone. 18.1

4.3. EQUIPMENT

A player's equipment consists of a jersey, shorts and/or long pants, socks (the uniform) and sport shoes. Players may play without shoes. Players are also permitted to wear tight-fitting cycling shorts/leggings under shorts or long pants providing that they are of the same colour as the shorts.

The players are allowed to wear long pants, or shorts and tight-fitting cycling shorts/leggings, as long as the whole team is wearing the same type/combo. The players are not allowed to sit on thick material or to wear specially made thick shorts or pants.

- 4.3.1. The colour and the design for the jerseys, shorts, long pants, tight-fitting cycling shorts/leggings and socks must each be uniform for the team (except for the Libero). The uniforms must be clean. 4.1, 19.2
- 4.3.2. The shoes must be light and pliable with rubber or composite soles without heels.

For World ParaVolley World and Official Competitions, as well as Zonal Championships, it is forbidden to wear shoes with marking soles.

- 4.3.3. Players' jerseys must be numbered from 1 to 20.
 - 4.3.3.1. The number must be placed on the jersey at the centre of the front and of the back. The colour and brightness of the numbers must contrast with the colour and brightness of the jerseys.
 - 4.3.3.2. The number must be a minimum of 15 cm in height on the chest and a minimum of 20 cm in height on the back. The stripe forming the numbers shall be a minimum of 2 cm in width.
- 4.3.4. The team captain must have on his/her jersey a stripe of 8 x 2 cm underlining the number on the chest. 5.1
- 4.3.5. It is forbidden to wear uniforms of a colour different from that of the other players (except for the Liberos), and/or without official numbers. 19.2

4.4. CHANGE OF EQUIPMENT

The first referee may authorise one or more players: 23

- 4.4.1. to play without shoes,

For World ParaVolley World and Official Competitions, as well as Zonal Championships, it is forbidden to play barefoot (without socks).

- 4.4.2. to change wet or damaged uniforms between sets or after substitution, provided that the colour, design and number of the new uniform(s) are the same, 4.3, 15.5
- 4.4.3. to play in training suits in cold weather, provided that they are of the same colour and design for the whole team (except for the Liberos) and numbered according to Rule 4.3.3. 4.1.1, 19.2

4.5. FORBIDDEN OBJECTS

4.5.1. It is forbidden to wear objects which may cause injury, or give an unfair artificial advantage to the player. Bandages may be worn, but anything that may be dangerous is not permitted.

4.5.2. Players may wear glasses or lenses at their own risk.

5. TEAM LEADERS

Both the team captain and the coach are responsible for the conduct and discipline of their team members. 20

The Liberos cannot be the team captain or game captain. 19.1.3

5.1. CAPTAIN

5.1.1. *Prior to the match*, the team captain signs the score sheet and represents his/her team in the toss. 7.1, 25.2.1.1

5.1.2. *During the match* and while on the court, the team captain is the game captain. When the team captain is not on the court, the coach or the team captain must assign another player on the court, but not the Libero, to assume the role of game captain. This game captain maintains his/her responsibilities until he/she is substituted, or the team captain returns to play, or the set ends. 15.2.1, 19.1.3

When the ball is out of play, only the game captain is authorised to speak to the referees: 8.2

5.1.2.1. to ask for an explanation on the application or interpretation of the Rules, and also to submit the requests or questions of his/her team-mates. If the game captain does not agree with the explanation of the first referee, he/she may choose to protest against such decision and immediately indicates to the first referee that he/she reserves the right to record an official protest on the score sheet at the end of the match; 23.2.4

5.1.2.2. to ask authorisation:

a) to change all or part of the equipment, 4.3, 4.4.2

b) to verify the positions of the teams, 7.4, 7.6

c) to check the floor, the net, the ball, etc.; 1.2, 2, 3

5.1.2.3. in the absence of the coach: to request time-outs and substitutions. 15.2.1, 15.4.1, 15.5.2

5.1.3. *At the end of the match*, the team captain: 6.3

5.1.3.1. thanks the referees and signs the score sheet to ratify the result; 25.2.3.3

5.1.3.2. may, when it has been notified in due time to the first referee, confirm and record on the score sheet an official protest regarding the referee's application or interpretation of the rules. 5.1.2.1, 25.2.3.2

At World ParaVolley World and Official Competitions, as well as Zonal Championships, any protest made must be written in English.

5.2. COACH

- 5.2.1. Throughout the match, the coach conducts the play of his/her team from outside the playing court. He/she selects the starting line-ups, the substitutes, and takes time-outs. In these functions his/her contacting official is the second referee. 1.1, 7.3.2, 15.4.1, 15.5.2
- 5.2.2. *Prior to the match*, the coach records or checks the names and numbers of his/her players on the score sheet, and then signs it. 4.1, 19.1.3, 25.2.1.1
- 5.2.3. *During the match*, the coach:
- 5.2.3.1. prior to each set, gives the second referee or the scorer the line-up sheet(s) duly filled in and signed; 7.3.2
- 5.2.3.2. sits on the team bench nearest to the scorer, but may leave it; 4.2
- 5.2.3.3. requests time-outs and substitutions; 15.4, 15.5
- 5.2.3.4. may, as well as other team members, give instructions to the players on the court. The coach may give these instructions while standing or walking within the free zone in front of his/her team's bench from the extension of the attack line up to the warm-up area, without disturbing or delaying the match. 1.3.4, 1.4.5, D.2
- For *World ParaVolley World and Official Competitions*, as well as *Zonal Championships*, the coach is restricted to performing his/her function behind the coach's restriction line.** D.1a, D.1b, D.2

5.3. ASSISTANT COACH

- 5.3.1. The assistant coach sits on the team bench, but has no right to intervene in the match.
- 5.3.2. Should the coach have to leave his/her team for any reason, including sanction, but excluding entering the court as a player, an assistant coach may assume the coach's functions for the duration of the absence, once confirmed to the referee by the game captain 5.1.2, 5.2

CHAPTER THREE - PLAYING FORMAT

See Rules

6. TO SCORE A POINT, TO WIN A SET AND THE MATCH

6.1. TO SCORE A POINT

6.1.1. *Point*

A team scores a point:

- 6.1.1.1. by successfully grounding the ball on the opponent's playing court; 8.3, 10.1.1
- 6.1.1.2. when the opposing team commits a fault; 6.1.2
- 6.1.1.3. when the opposing team receives a penalty. 16.2.3,
21.3.1

6.1.2. *Fault*

A team commits a fault by making a playing action contrary to the Rules (or by violating them in some other way). The referees judge the faults and determine the consequences according to the Rules:

- 6.1.2.1. if two or more faults are committed successively, only the first one is counted,
- 6.1.2.2. if two or more faults are committed by opponents simultaneously, a DOUBLE FAULT is called and the rally is replayed. 6.1.2,
D.11(23)

6.1.3. *Rally and completed rally*

A *rally* is the sequence of playing actions from the moment of the service hit by the server until the ball is out of play. A *completed rally* is a sequence of playing actions which result in the award of a point. 8.1, 8.2,
12.2.2.1,
15.2.3,
15.11.13,
19.3.2.1,
19.3.2.9

- 6.1.3.1. If the serving team wins a rally, it scores a point and continues to serve.
- 6.1.3.2. If the receiving team wins a rally, it scores a point and it must serve next.

6.2. TO WIN A SET

D.11(9)

A set (except the deciding, 5th set) is won by the team which first scores 25 points with a minimum lead of two points. In the case of a 24–24 tie, play is continued until a two-point lead is achieved (26–24; 27–25; ...). 6.3.2

6.3. TO WIN THE MATCH

D.11(9)

- 6.3.1. The match is won by the team that wins three sets. 6.2
- 6.3.2. In the case of a 2–2 tie, the deciding set (the 5th) is played to 15 points with a minimum lead of 2 points. 7.1

6.4. DEFAULT AND INCOMPLETE TEAM

- 6.4.1. If a team refuses to play after being summoned to do so, it is declared in default and forfeits the match with the result 0–3 for the match and 0–25 for each set. 6.2, 6.3
- 6.4.2. A team that, without justifiable reason, does not appear on the playing court on time is declared in default with the same result as in Rule 6.4.1.
- 6.4.3. A team that is declared INCOMPLETE for the set or for the match, loses the set or the match. The opposing team is given the points, or the points and the sets, needed to win the set or the match. The incomplete team keeps its points and sets. 6.2, 6.3, 7.3.1

7. STRUCTURE OF PLAY

7.1. THE TOSS

- Before the match, the first referee carries out a toss to decide upon the first service and the sides of the court in the first set. 12.1.1
- If a deciding set is played, a new toss will be carried out. 6.3.2
- 7.1.1. The toss is taken in the presence of the two team captains. 5.1
- 7.1.2. The winner of the toss chooses:
- EITHER
- 7.1.2.1. the right to serve or to receive the service, 12.1.1
- OR
- 7.1.2.2. the side of the court.
- The loser takes the remaining choice.
- 7.1.3. In the case of consecutive warm-ups, the team that has the first service takes the first turn at the net. 7.2

7.2. OFFICIAL WARM-UP SESSION

- 7.2.1. Prior to the match, if the teams have previously had a playing court at their disposal, they are entitled to a 6-minute warm-up period together at the net; if not, they may have 10 minutes.
- 7.2.2. If either captain requests separate (consecutive) warm-ups at the net, the teams may do so for 3 minutes each or 5 minutes each. 7.2.1
- 7.2.3. In the case of consecutive warm-ups, the team that has the first service takes the first turn at the net. 7.1.2.1, 7.2.2

7.3. TEAM STARTING LINE-UP

- 7.3.1. There must always be six players per team in play. 6.4.3
- The six players on court may include a maximum of one “minimal disability” player. If a Libero is on court, the six players must still fulfil this requirement. 15.6.4, 15.9.2

- The team's starting line-up indicates the rotational order of the players on the court. This order must be maintained throughout the set. 7.6
- 7.3.2. Before the start of each set, the coach has to present the starting line-up of his/her team on a line-up sheet. The sheet is submitted, duly filled in and signed, to the second referee or the scorer. 5.2.3.1, 24.3.1, 25.2.1.2
- 7.3.3. The players who are not in the starting line-up of a set are the substitutes for that set (except for the Liberos). 7.3.2, 15.5,
- 7.3.4. Once the line-up sheet has been delivered to the second referee or scorer, no change in line-up may be authorised without a regular substitution. 15.2.2, 15.5, D.11(5)
- 7.3.5. Discrepancies between players' positions on court and on the line-up sheet are dealt with as follows: 24.3.1
- 7.3.5.1. when such a discrepancy is discovered before the start of the set, players' positions must be rectified according to that on the line-up sheet – there will be no sanction; 7.3.2
- 7.3.5.2. when, before the start of the set, a player on court is found not to be registered on the line-up sheet of that set, this player must be changed to conform to the line-up sheet – there will be no sanction; 7.3.2
- 7.3.5.3. however, if the coach wishes to keep such non-recorded player(s) on the court, he/she has to request regular substitution(s), by use of the corresponding hand signal, which will then be recorded on the score sheet. 15.2.2, D.11(5)
- If a discrepancy between player positions and the line-up sheet is discovered later, the team at fault must revert to the correct positions. The opponents' points remain valid and in addition they receive a point and the next service. All points scored by the team from the exact moment of the fault up to the discovery of the fault are cancelled.
- 7.3.5.4. When a player is found to be on court but he/she is not registered on the score sheet list of players, the opponents' points remain valid, and in addition they gain a point and service. The team at fault will lose all points and/or sets (0-25) if necessary) gained from the moment the non-registered player entered the court, and will have to submit a revised line-up sheet and send a new registered player into the court, in the position of the non-registered player. 6.1.2, 7.3.2
- 7.4. POSITIONS** D.4
- At the moment the ball is hit by the server, each team must be positioned within its own court in the rotational order (except the server). 7.6.1, 8.1, 12.4
- 7.4.1. The positions of the players are numbered as follows:
- 7.4.1.1. the three players along the net are front-row players and occupy positions 4 (front-left), 3 (front-centre) and 2 (front-right);

- 7.4.1.2. the other three are back-row players occupying positions 5 (back-left), 6 (back-centre) and 1 (back-right).
- 7.4.2. Relative positions between players:
- 7.4.2.1. each back-row player must be positioned further back from the centre line than the corresponding front-row player;
- 7.4.2.2. the front-row players and the back-row players, respectively, must be positioned laterally in the order indicated in Rule 7.4.1.
- 7.4.3. The positions of players are determined and controlled according to the positions of their buttocks contacting the ground as follows: D.4
- 7.4.3.1. each front-row player must have at least a part of his/her buttocks closer to the centre line than the buttocks of the corresponding back-row player; 1.3.3
- 7.4.3.2. each right (left) side player must have at least a part of his/her buttocks closer to the right (left) side line than the buttocks of the centre player in that row. 1.3.2
- 7.4.4. After the service hit, the players may move around and occupy any position on their court, and the free zone.
- 7.5. POSITIONAL FAULT** D.4,
D.11(13)
- 7.5.1. The team commits a positional fault if any player is not in his/her correct position at the moment the ball is hit by the server. This includes when a player is on court through illegal substitution. 7.3, 7.4,
15.9
- 7.5.2. If the server commits a serving fault at the moment of the service hit, the server's fault is counted before a positional fault. 12.4, 12.7.1
- 7.5.3. If the service becomes faulty after the service hit, it is the positional fault that will be counted. 12.7.2
- 7.5.4. A positional fault leads to the following consequences:
- 7.5.4.1. the team is sanctioned with a point and service to the opponent; 6.1.3
- 7.5.4.2. players' positions are rectified. 7.3, 7.4
- 7.6. ROTATION**
- 7.6.1. The rotational order is determined by the team's starting line-up, and controlled with the service order, and players' positions, throughout the set. 7.3.1, 7.4.1,
12.2
- 7.6.2. When the receiving team has gained the right to serve, its players rotate one position clockwise: the player in position 2 rotates to position 1 to serve, the player in position 1 rotates to position 6, etc. 12.2.2.2
- 7.7. ROTATIONAL FAULT** D.11(13)
- 7.7.1. A rotational fault is committed when the SERVICE is not made according to the rotational order. It leads to the following consequences: 7.6.1, 12
- 7.7.1.1. the team is sanctioned with a point and service to the opponent; 6.1.3

- 7.7.1.2. the players' rotational order is rectified. 7.6.1
- 7.7.2. Additionally, the scorer should determine the exact moment when the fault was committed and all points scored subsequently by the team at fault must be cancelled. The opponent's points remain valid. 25.2.2.2
- If that moment cannot be determined, no point(s) cancellation takes place, and a point and service to the opponent is the only sanction. 6.1.3

CHAPTER FOUR - PLAYING ACTIONS

See Rules

8. STATES OF PLAY

8.1. BALL IN PLAY

The ball is in play from the moment of the hit of the service authorised by the first referee. 12, 12.3

8.2. BALL OUT OF PLAY

The ball is out of play at the moment of the fault which is whistled by one of the referees; in the absence of a fault, at the moment of the whistle.

8.3. BALL “IN”

D.11(14),
D.12(1)

The ball is “in” when it touches the floor of the playing court including the boundary lines. 1.1, 1.3.2

8.4. BALL “OUT”

D.11(15)

The ball is “out” when:

- 8.4.1. the part of the ball which contacts the floor is completely outside the boundary lines; 1.3.2, D.11(15), D.12(2)
- 8.4.2. it touches an object outside the court, the ceiling or a person out of play; D.11(15), D.12(4)
- 8.4.3. it touches the antennae, ropes, posts or the net itself outside the side bands; 2.3, D.5a, D.12(4), D.11(15)
- 8.4.4. it crosses the vertical plane of the net either partially or totally outside the crossing space, except in the case of Rule 10.1.2; 10.1.1, D.5a, D.5b, D.11(15), D.12(4)
- 8.4.5. it crosses completely the lower space under the net. 23.3.2.3, D.5a, D.11(22)

9. PLAYING THE BALL

Each team must play within its own playing area and space (except Rule 10.1.2). The ball may, however, be retrieved from beyond the free zone.

9.1. TEAM HITS

A hit is any contact with the ball by a player in play.

The team is entitled to a maximum of three hits (in addition to blocking), for returning the ball. If more are used, the team commits the fault of “FOUR HITS”. 14.4.1

- 9.1.1. *Consecutive contacts*
A player may not hit the ball two times consecutively (except Rules 9.2.3, 14.2 and 14.4.2). 9.2.3, 14.2, 14.4.2
- 9.1.2. *Simultaneous contacts*
Two or three players may touch the ball at the same moment.
- 9.1.2.1. When two (three) team-mates touch the ball simultaneously, it is counted as two (three) hits (with the exception of blocking). If they reach for the ball, but only one of them touches it, one hit is counted. A collision of players does not constitute a fault.
- 9.1.2.2. When two opponents touch the ball simultaneously over the net and the ball remains in play, the team receiving the ball is entitled to another three hits. If such a ball goes “out”, it is the fault of the team on the opposite side.
- 9.1.2.3. If simultaneous hits by two opponents over the net lead to a “CATCH”, it is a “DOUBLE FAULT” and the rally is replayed. However, a short catch is permitted when the extended contact does not stop the continuity of the play. 6.1.2.2, 9.2.2, D.11(23)
- 9.1.3. *Assisted hit*
Within the playing area, a player is not permitted to take support from a team-mate or any structure/object in order to hit the ball. 1
However, a player who is about to commit a fault (touch the net, etc.) may be stopped or held back by a team-mate.

9.2. CHARACTERISTICS OF THE HIT

- 9.2.1. The ball may touch any part of the body.
- 9.2.2. The ball must not be caught and/or thrown. It can rebound in any direction.
- 9.2.3. The ball may touch various parts of the body, provided that the contacts take place simultaneously.
Exceptions:
- 9.2.3.1. at blocking, consecutive contacts may be made by one or more players provided that the contacts occur during one action; 14.1.1, 14.2
- 9.2.3.2. at the first hit of the team the ball may contact various parts of the body consecutively, provided that the contacts occur during one action. 9.1, 14.4.1

9.3. FAULTS IN PLAYING THE BALL

- 9.3.1. **FOUR HITS:** a team hits the ball four times before returning it. 9.1, D.11(18)
- 9.3.2. **ASSISTED HIT:** a player takes support from a team-mate or any structure/object in order to hit the ball within the playing area. 9.1.3
- 9.3.3. **CATCH:** the ball is caught and/or thrown; it does not rebound from the hit 9.2.2, D.11(16)

- 9.3.4. **DOUBLE CONTACT:** a player hits the ball twice in succession or the ball contacts various parts of his/her body in succession. 9.2.3, D.11(17)
- 9.3.5. **LIFTING:** the part of the player's body between the buttocks and the shoulders loses contact with the court during a playing action. 9.4.1. 9.4.2, 14.1.4, 14.6.3

9.4. CONTACT WITH THE COURT

- 9.4.1. At all times during playing actions the players must contact the court with some part of the body between the buttocks and shoulders. However, a *short* loss of contact with the court is permitted when playing the ball unless it is a service hit, a block or an attack hit when the ball is completely higher than the top of the net.
- 9.4.2. To stand up, raise the body or take steps is forbidden.

10. BALL AT THE NET

10.1. BALL CROSSING THE NET

- 10.1.1. The ball sent to the opponent's court must go over the net within the crossing space. The crossing space is the part of the vertical plane of the net limited as follows: 2.2, 10.2, D.5a
- 10.1.1.1. below, by the top of the net; 2.2
- 10.1.1.2. at the sides, by the antennae, and their imaginary extension; 2.4
- 10.1.1.3. above, by the ceiling.
- 10.1.2. The ball that has crossed the net plane to the opponents' free zone totally or partly through the external space, may be played back within the team hits, provided that: 9.1, D.5b
- 10.1.2.1. the opponents' court is not touched by the player; 11.2.2
- 10.1.2.2. the ball, when played back, crosses the net plane again totally or partly through the external space on the same side of the court. 11.4.4, D.5b
- The opposing team may not prevent such an action.
- 10.1.3. The ball that is heading towards the opponent's court through the lower space is in play until the moment it has completely crossed the vertical plane of the net. 23.3.2.3f, D.5a, D.11(22)

10.2. BALL TOUCHING THE NET

While crossing the net, the ball may touch it. 10.1.1

10.3. BALL IN THE NET

- 10.3.1. A ball driven into the net may be recovered within the limits of the three team hits. 9.1
- 10.3.2. If the ball rips the mesh of the net or tears it down, the rally is cancelled and replayed.

11. PLAYER AT THE NET

11.1. REACHING BEYOND THE NET

- 11.1.1. In blocking, a player may touch the ball beyond the net, provided that he/she does not interfere with the opponent's play before or during the latter's attack hit. 14.1, 14.3
- 11.1.2. After an attack hit, a player is permitted to pass his/her hand beyond the net, provided that the contact has been made within his/her own playing space.

11.2. PENETRATION UNDER THE NET

- 11.2.1. It is permitted to penetrate into the opponent's space under the net, provided that this does not interfere with the opponent's play.
- 11.2.2. It is permitted to touch the opponent's court beyond the centre line with any part of the body provided that it does not interfere with the opponent's play. 1.3.3, D.11(22)
- 11.2.3. A player may enter the opponents' court after the ball goes out of play. 8.2
- 11.2.4. Players may penetrate into the opponent's free zone provided that they do not interfere with the opponent's play.

11.3. CONTACT WITH THE NET

- 11.3.1. Contact with the net by a player is not a fault, unless it interferes with the play. 11.4.4, 24.3.2.3, 24.3.2.3c, D.3
- 11.3.2. Players may touch the post, ropes, or any other object outside the antennae, including the net itself, provided that it does not interfere with play. D.3
- 11.3.3. When the ball is driven into the net and causes it to touch an opponent, no fault is committed.

11.4. PLAYER'S FAULTS AT THE NET

- 11.4.1. A player touches the ball or an opponent in the opponent's space before or during the opponent's attack hit. 11.1.1, D.11(20)
- 11.4.2. A player interferes with the opponent's play while penetrating into the opponent's space under the net. 11.2.1
- 11.4.3. A player penetrates into the opponent's court interfering with the opponent's play. 11.2.2.2, D.11(22)
- 11.4.4. A player interferes with the opponent's play by (amongst others): 11.3.1, 11.3.1, D.11(19)
- touching the top band of the net or the top 80 cm of the antenna during his/her action of playing the ball, or
 - taking support from the net simultaneously with playing the ball, or
 - creating an advantage over the opponent by touching the net, or
 - making actions which hinder an opponent's legitimate attempt to play the ball.

12. SERVICE

The service is the act of putting the ball into play, by the back right player, placed in the service zone. 1.4.2, 8.1, 12.4.1

12.1. FIRST SERVICE IN A SET

12.1.1. The first service of the first set, as well as that of the deciding 5th set is executed by the team determined by the toss. 6.3.2, 7.1

12.1.2. The other sets will be started with the service of the team that did not serve first in the previous set.

12.2. SERVICE ORDER

12.2.1. The players must follow the service order recorded on the line-up sheet. 7.3.1, 7.3.2

12.2.2. After the first service in a set, the player to serve is determined as follows: 12.1

12.2.2.1. when the serving team wins the rally, the player (or his/her substitute) who served before, serves again; 6.1.3, 15.5

12.2.2.2. when the receiving team wins the rally, it gains the right to serve and rotates before actually serving. The player who moves from the front-right position to the back-right position will serve. 6.1.3, 7.6.2

12.3. AUTHORISATION OF THE SERVICE

The first referee authorises the service, after having checked that the two teams are ready to play and that the server is in possession of the ball. 12, D.11(1)

12.4. EXECUTION OF THE SERVICE D.11(10)

12.4.1. The ball shall be hit with one hand or any part of the arm after being tossed or released from the hand(s).

12.4.2. Only one toss or release of the ball is allowed. Dribbling or moving the ball in the hands is permitted.

12.4.3. At the moment of the service hit, the server's buttocks must not touch the court (the end line included) or the floor outside the service zone. The server's foot(feet), leg(s) or hand(s) may touch the court and/or the free zone outside the service zone. 1.4.2, D.12(4), D.11(22)

After the hit, he/she may move outside the service zone, or inside the court.

12.4.4. The server must hit the ball within 8 seconds after the first referee whistles for service. 12.3, D.11(11)

12.4.5. A service executed before the referee's whistle is cancelled and repeated. 12.3

12.5. SCREENING D.6, D.11(12)

12.5.1. The players of the serving team must not prevent their opponent, through individual or collective screening, from seeing the server and the flight path of the ball. 12.5.2

- 12.5.2. A player or group of players, of the serving team makes a screen by waving arms or moving sideways, during the execution of the service, or by sitting grouped to hide the server and the flight path of the ball. 12.4, D.6

12.6. FAULTS MADE DURING THE SERVICE

12.6.1. *Serving faults*

The following faults lead to a change of service even if the opponent is out of position. The server: 12.2.2.2, 12.7.1

- 12.6.1.1. violates the service order; 12.2

- 12.6.1.2. does not execute the service properly; 12.4

- 12.6.1.3. lifts his/her buttocks. 9.4.1

12.6.2. *Faults after the service hit*

After the ball has been correctly hit, the service becomes a fault (unless a player is out of position) if the ball: 12.4, 12.7.2

- 12.6.2.1. touches a player of the serving team or fails to cross the vertical plane of the net completely through the crossing space; 8.4.4, 8.4.5, 10.1.1, D.11 (19)

- 12.6.2.2. goes “out”; 8.4, D.11(15)

- 12.6.2.3. passes over a screen. 12.5, D.11(12)

12.7. SERVING FAULTS AND POSITIONAL FAULTS

- 12.7.1. If the server makes a fault at the moment of the service hit (improper execution, wrong rotational order, etc.) and the opponent is out of position, it is the serving fault which is sanctioned. 7.5.1, 7.5.2, 12.6.1

- 12.7.2. Instead, if the execution of the service has been correct, but the service subsequently becomes faulty (goes out, goes over a screen, etc.), the positional fault has taken place first and is sanctioned. 7.5.3, 12.6.2

13. ATTACK HIT

13.1. CHARACTERISTICS OF THE ATTACK HIT

12, 14.1.1

- 13.1.1. All actions which direct the ball towards the opponent, with the exception of service and block, are considered as attack hits.

- 13.1.2. During an attack hit, tipping is permitted only if the ball is cleanly hit, and not caught or thrown. 9.2.2

- 13.1.3. An attack hit is completed at the moment the ball completely crosses the vertical plane of the net or is touched by an opponent.

13.2. RESTRICTIONS OF THE ATTACK HIT

- 13.2.1. A front-row player may complete an attack hit at any height, provided that the contact with the ball has been made within the player’s own playing space. 7.4.1.1

- 13.2.2. A back-row player may complete an attack hit at any height from behind the front zone: 1.4.1, 7.4.1.2, 19.3.1.2, D.8
- 13.2.2.1. at his/her hit, the player's buttocks must neither have touched nor crossed over the attack line; 1.3.4
- 13.2.2.2. after his/her hit, the player may move his/her buttocks into the front zone. 1.4.1
- 13.2.3. A back-row player may also complete an attack hit from the front zone, if at the moment of the contact part of the ball is lower than the top of the net. 1.4.1, 7.4.1.2, D.8

13.3. FAULTS OF THE ATTACK HIT

- 13.3.1. A player hits the ball within the playing space of the opposing team. 13.2.1, D.11(20)
- 13.3.2. A player hits the ball "out". 8.4, D.11(15)
- 13.3.3. A back-row player completes an attack hit from the front zone, if at the moment of the hit the ball is entirely higher than the top of the net. 1.4.1, 7.4.1.2, 13.2.3, D.11(21)
- 13.3.4. A player lifts his/her buttocks at the moment he/she hits the ball. 9.3.5, 9.4.1
- 13.3.5. A Libero completes an attack hit if at the moment of the hit the ball is entirely higher than the top of the net. 19.3.1.2, 23.3.2.3d, D.11(21)
- 13.3.6. A player completes an attack hit from higher than the top of the net when the ball is coming from an overhand finger pass by a Libero in his/her front zone. 1.4.1, 19.3.1.4, 23.3.2.3e, D.11(21)

14. BLOCK

14.1. BLOCKING

- 14.1.1. Blocking is the action of players close to the net to intercept the ball coming from the opponent by reaching higher than the top of the net, regardless of the height of the ball contact. Only front-row players are permitted to complete a block, but at the moment of contact with the ball, part of the body must be higher than the top of the net. 7.4.1.1
- 14.1.2. *Block Attempt*
A block attempt is the action of blocking without touching the ball.
- 14.1.3. *Completed Block*
A block is completed whenever the ball is touched by a blocker. D.7
- 14.1.4. *Collective Block*
A collective block is executed by two or three players close to each other and is completed when one of them touches the ball.

14.2. BLOCK CONTACT

Consecutive (quick and continuous) contacts may occur by one or more blockers provided that the contacts are made during one action. 9.1.1, 9.2.3

14.3. BLOCKING WITHIN THE OPPONENT'S SPACE

In blocking, the player may place his/her hands and arms beyond the net provided that this action does not interfere with the opponent's play. Thus, it is not permitted to touch the ball beyond the net until an opponent has executed an attack hit. 13.1.1

14.4. BLOCK AND TEAM HITS

14.4.1. A block contact is not counted as a team hit. Consequently, after a block contact, a team is entitled to three hits to return the ball. 9.1, 14.4.2

14.4.2. The first hit after the block may be executed by any player, including the one who has touched the ball during the block. 14.4.1

14.5. BLOCKING THE SERVICE

To block an opponent's service is permitted.

14.6. BLOCKING FAULTS D.11(20)

14.6.1. The blocker touches the ball in the *opponent's* space either before or simultaneously with the opponent's attack hit. 14.3

14.6.2. A back-row player or a Libero completes a block or participates in a completed block. 14.1, 19.3.1.3, D.11(12)

14.6.3. The blocker lifts his/her buttocks when he/she completes a block or participates in a completed block. 9.3.5, 9.4.1

14.6.4. The ball is sent "out" off the block. 8.4

14.6.5. Blocking the ball in the opponent's space from outside the antenna.

14.6.6. A Libero attempts an individual or collective block. 14.1.1, 19.3.1.3, D.11(12)

CHAPTER FIVE - INTERRUPTIONS, INTERVALS AND DELAYS

See Rules

15. REGULAR GAME INTERRUPTIONS

An interruption is the time between one completed rally and the first referee's whistle for the next service. 6.1.3, 8.1, 8.2, 15.4, 15.5, 24.2.6

The only *regular game* interruptions are TIME-OUTS and SUBSTITUTIONS.

15.1. NUMBER OF REGULAR INTERRUPTIONS

Each team may request a maximum of two time-outs and six player substitutions per set. 6.2, 15.4, 15.5

15.2. SEQUENCE OF REGULAR GAME INTERRUPTIONS

15.2.1. Request for one or two time-outs, and one request for substitution by either team may follow one another, within the same interruption. 15.4, 15.5

15.2.2. However, a team is not authorised to make consecutive *requests* for substitution during the same interruption. Two or more players may be substituted at the same time within the same request. 15.5, 15.6.1

15.2.3. There must be a completed rally between two separate substitution requests by the same team. 6.1.3, 15.5

15.3. REQUESTS FOR REGULAR GAME INTERRUPTIONS

15.3.1. Regular game interruptions may be requested by the coach or in the absence of the coach by the game captain, and only by them. 5.1.2, 5.2, 5.3.2, 15

15.3.2. Substitution before the start of a set is permitted, and should be recorded as a regular substitution in that set. 7.3.4

15.4. TIME-OUTS AND TECHNICAL TIME-OUTS

15.4.1. Time-out requests must be made by showing the corresponding hand signal, when the ball is out of play and before the whistle for service. 6.2.3, 8.2, 12.3, D.11(4)

All time-outs that are requested last for 30 seconds.

For *World ParaVolley World and Official Competitions*, as well as *Zonal Championships*, it is obligatory to use the buzzer and then the hand signal to request time-out.

For *World ParaVolley World and Official Competitions*, as well as *Zonal Championships*, in sets 1-4, two additional 60-second "Technical Time-Outs" are applied automatically when the leading team reaches the 8th and 16th points. 26.2.2.3

In the deciding (5th) set, there are no “Technical Time-Outs”; only two time-outs of 30 seconds duration may be requested by each team. 15.1

15.4.2. During all time-outs, the players in play must go to the free zone near their bench.

15.5. SUBSTITUTION OF PLAYERS

15.5.1. A substitution is the act by which a player, other than the Libero or his/her replacement player, after being recorded by the scorer, enters the game to occupy the position of another player, who must leave the court at that moment. 19.3.2.1, D.11(5),

15.5.2. When the substitution is enforced through injury to a player in play this may be accompanied by the coach (or game captain) showing the corresponding hand signal. 5.1.2.3, 5.2.3.3, 8.2, 12.3, D.11(5)

15.6. LIMITATION OF SUBSTITUTIONS

15.6.1. A player of the starting line-up may leave the game, but only once in a set, and re-enter, but only once in a set, and only to his/her previous position in the line-up. 7.3.1

15.6.2. A substitute player may enter the game in place of a player of the starting line-up, but only once per set, and he/she can only be substituted by the same starting player. 7.3.1

15.6.3. A substitution which would result in the team breaking the rules on classification is illegal. 7.3.1, 15.9.2

15.7. EXCEPTIONAL SUBSTITUTION

A player (except the Libero) who cannot continue playing due to injury or illness, should be substituted legally. If this is not possible, the team is entitled to make an EXCEPTIONAL substitution, beyond the limits of Rule 15.6. However, following the exceptional substitution, the team line-up must still conform to Rule 7.3.1. 15.6, 19.4.3

An exceptional substitution means that any player who is not on the court at the time of the injury/illness, except the Libero, second Libero or their replacement player, may be substituted into the game for the injured player. The substituted injured/ill player is not allowed to re-enter the match.

An exceptional substitution cannot be counted in any case as a regular substitution, but should be recorded on the score sheet as part of the total of substitutions in the set and the match.

15.8. SUBSTITUTION FOR EXPULSION OR DISQUALIFICATION

An EXPELLED or DISQUALIFIED player must be substituted through a legal substitution. If this is not possible, the team is declared INCOMPLETE. 6.4.3, 7.3.1, 15.6, 21.3.2, 21.3.3

15.9. ILLEGAL SUBSTITUTION

- 15.9.1. A substitution is illegal, if it exceeds the limitations indicated in Rules 7.3.1 and 15.6 (except the case of Rule 15.7), or an unregistered player is involved. 7.3.1, 15.6
- 15.9.2. When a team has made an illegal substitution and the play has been resumed the following procedure shall apply, in sequence: 8.1, 15.6
- 15.9.2.1. the team is penalised with a point and service to the opponents; 6.1.3
- 15.9.2.2. the substitution must be rectified;
- 15.9.2.3. the points scored by the team at fault since the fault was committed are cancelled. The opponent's points remain valid.

15.10. SUBSTITUTION PROCEDURE

- 15.10.1. Substitutions must be carried out within the substitution zone. 1.4.3, D.1b
- 15.10.2. A substitution shall only last the time needed for recording the substitution on the score sheet, and allowing entry and exit of the players. 15.10, 24.2.6, 25.2.2.3
- 15.10.3a The actual request for substitution is the entrance of the substitute player(s) into the substitution zone, ready to play, during an interruption. The coach does not need to make a substitution signal except if the substitution is for injury or before the start of the set.
- 15.10.3b If the player is not ready, the substitution is not granted and the team is sanctioned for a delay. 16.2, D.9
- 15.10.3c The request for substitution is acknowledged and announced by the scorer or second referee, by use of the buzzer or whistle respectively. The second referee authorises the substitution. 24.2.6

For *World ParaVolley World and Official Competitions, as well as Zonal Championships, numbered paddles are used to facilitate the substitution.*

- 15.10.4. If a team intends to make simultaneously more than one substitution, all substitutes must enter the substitution zone at the same time to be considered in the same request. In this case, substitutions must be made in succession, one pair of players after another. If one or more is/are illegal, the legal one(s) is/are granted and the illegal rejected and subject to a delay sanction. 5.2, 15.2.1, 15.3.2

15.11. IMPROPER REQUESTS

- 15.11.1. It is improper to request any game interruption: 15
- 15.11.1.1. during a rally or at the moment of, or after the whistle to serve; 12.3
- 15.11.1.2. by a non-authorized team member; 5.1.2.3, 5.2.3.3

15.11.1.3. for a second substitution by the same team during the same interruption, except in the case of injury/illness of a player in play;	15.2.2, 15.2.3, 16.1, 25.2.2.6
15.11.1.4. after having exhausted the authorised number of time-outs and player substitutions.	15.1
15.11.2. The first improper request by a team in the match that does not affect or delay the game shall be rejected, but it must be recorded on the score sheet without any other consequences.	16.1, 25.2.2.6
15.11.3. Any further improper request in the match by the same team constitutes a delay.	16.1.4

16. GAME DELAYS

16.1. TYPES OF DELAY

An improper action of a team that defers resumption of the game is a delay and includes, among others:

16.1.1. delaying regular game interruptions;	15.10.2
16.1.2. prolonging interruptions, after having been instructed to resume the game;	15
16.1.3. requesting an illegal substitution;	15.9
16.1.4. repeating an improper request;	15.11.3
16.1.5. delaying the game by a team member.	

16.2. DELAY SANCTIONS

D.9

16.2.1. “Delay warning” and “delay penalty” are team sanctions.	
16.2.1.1. Delay sanctions remain in force for the entire match.	6.3
16.2.1.2. All delay sanctions are recorded on the score sheet.	25.2.2.6
16.2.2. The first delay in the match by a team member is sanctioned with a “DELAY WARNING”.	4.1.1, D.11(25)
16.2.3. The second and subsequent delays of any type by any member of the same team in the same match constitute a fault and are sanctioned with a “DELAY PENALTY”: a point and service to the opponent.	6.1.3, D.11(25)
16.2.4. Delay sanctions imposed before or between sets are applied in the following set.	18.1

17. EXCEPTIONAL GAME INTERRUPTIONS

17.1. INJURY/ILLNESS

8.1

17.1.1. Should a serious accident occur while the ball is in play, the referee must stop the game immediately and permit medical assistance to enter the court.

The rally is then replayed 6.1.3

- 17.1.2. If an injured/ill player cannot be substituted, legally or exceptionally, the player is given a 3-minute recovery time, but not more than once for the same player in the match. 15.6, 15.7, 24.2.8
- If the player does not recover, his/her team is declared incomplete. 6.4.3, 7.3.1

17.2. EXTERNAL INTERFERENCE

- If there is any external interference during the game, play has to be stopped and the rally is replayed. 6.1.3, D.11(23)

17.3. PROLONGED INTERRUPTIONS

- 17.3.1. If unforeseen circumstances interrupt the match, the first referee, the organiser and the Control Committee, if there is one, shall decide the measures to be taken to re-establish normal conditions. 23.2.3
- 17.3.2. Should one or several interruptions occur, not exceeding 4 hours in total: 17.3.1
- 17.3.2.1. if the match is resumed on the same playing court, the interrupted set shall continue normally with the same score, players (except expelled or disqualified ones) and positions. The sets already played will keep their scores; 1, 7.3
- 17.3.2.2. if the match is resumed on another playing court, the interrupted set is cancelled and replayed with the same team members and the same starting line-ups (except expelled or disqualified ones) and the record of all sanctions will be maintained. The sets already played will keep their scores. 7.3, 21, 4.1, D.9
- 17.3.3. Should one or several interruptions occur, exceeding 4 hours in total, the whole match shall be replayed.

18. INTERVALS AND CHANGE OF COURTS

18.1. INTERVALS

- An interval is the time between sets. All intervals last three minutes. 4.2.4
- During this period of time, the change of courts and line-up registrations of the teams on the score sheet are made. 7.3.2, 18.2, 25.2.1.2
- The interval between the second and third sets can be extended up to 10 minutes by the competent body at the request of the organiser.

18.2. CHANGE OF COURTS

- 18.2.1. After each set, the teams change courts, with the exception of the deciding set. D.11(3) 7.1
- 18.2.2. In the deciding set, once a team reaches 8 points, the teams change courts without delay and the player positions remain the same. 6.3.2, 7.4.1 25.2.2.5
- If the change is not made once the leading team reaches 8 points, it will take place as soon as the error is noticed. The score at the time that the change is made remains the same.

CHAPTER SIX - THE LIBERO PLAYER

See Rules

19. THE LIBERO PLAYER

19.1. DESIGNATION OF THE LIBERO

5

19.1.1. Each team has the right to designate from the list of players up to two specialist defensive players: Liberos. 4.1.1

19.1.2. All Liberos must be recorded on the score sheet in the special lines reserved for this. 5.2.2,
25.2.1.1,
26.2.1.1

For World ParaVolley World and Official Competitions, as well as Zonal Championships, all Liberos must be recorded on the score sheet before the match *only* in the special lines reserved for this.

19.1.3. The Libero on court is the Acting Libero. If there is another Libero, he/she is the second Libero for the team.

Only one Libero may be on court at any time.

19.2. EQUIPMENT

The Libero player(s) must wear a uniform (or jacket/bib for the re-designated Libero) which has a different dominant colour from any colour of the rest of the team. The uniform must clearly contrast with the rest of the team. The Libero uniforms must be numbered like the rest of the team. 4.3

For World ParaVolley World and Official Championships and Zonal Championships the re-designated Libero should, if possible, wear the same style and colour of jersey as the original Libero, but keep his/her own number.

19.3. ACTIONS INVOLVING THE LIBERO

19.3.1. *The playing actions*

19.3.1.1. The Libero is allowed to replace any player in a back-row position. 7.4.1.2

19.3.1.2. He/she is restricted to perform as a back-row player and is not allowed to complete an attack hit from anywhere (including playing court and free zone) if at the moment of the contact the ball is entirely higher than the top of the net. 13.2.2,
13.2.3,
13.3.5

19.3.1.3. He/she may not serve, block or attempt to block. 12.4.1,
14.6.2,
D.11(12)

19.3.1.4. A player may not complete an attack hit from higher than the top of the net, if the ball is coming from an overhand finger pass by a Libero in his/her front zone. The ball may be freely attacked if the Libero makes the same action from outside his/her front zone. 1.4.1,
13.3.6,
23.3.2.3d,
D.1b

19.3.2. Libero Replacements	
19.3.2.1. Libero Replacements are not counted as substitutions.	6.1.3, 15.5
They are unlimited, but there must be a completed rally between two replacements involving a Libero (unless a penalty causes a rotation of the Libero to position 4, or the Acting Libero becomes unable to play, making the rally incomplete).	
19.3.2.2. The regular replacement player may replace and be replaced by either Libero. The Acting Libero can only be replaced by the regular replacement player for that position or by the second Libero.	
19.3.2.3. At the start of each set, the Libero cannot enter the court until the second referee has checked the line-up and authorised a Libero replacement with a starting player.	7.3.2, 12.1
19.3.2.4. Other Libero replacements must only take place while the ball is out of play and before the whistle for service.	8.2, 12.3
19.3.2.5. A Libero replacement made after the whistle for service but before the service hit should not be rejected; however, at the end of the rally, the game captain must be informed after the end of the rally that this is not a permitted procedure and that repetition will be subject to delay sanctions.	12.3, 12.4, D.9
19.3.2.6. Subsequent late replacements shall result in the play being interrupted immediately and the imposition of a delay sanction. The team to serve next will be determined by the level of the delay sanction.	16.2, D.9
19.3.2.7. The Libero and the replacing player may only enter or leave the court through the Libero Replacement Zone.	1.4.4, D.1b
19.3.2.8. Libero replacements must be recorded on the Libero Control Sheet (if one is used) or on the electronic score sheet.	26.2.2.1, 26.2.2.2
19.3.2.9. An illegal Libero replacement can involve (amongst others):	
• no completed rally between Libero replacements,	6.1.3
• the Libero being replaced by a player other than the second Libero or the regular replacement player.	15.9
An illegal Libero replacement should be considered in the same way as an illegal substitution:	15.9
should the illegal Libero replacement be noticed before the start of the next rally, then this is corrected by the referees, and the team is sanctioned for delay;	D.9
should the illegal Libero replacement be noticed after the service hit, the consequences are the same as for an illegal substitution.	15.9

19.4. RE-DESIGNATION OF A NEW LIBERO

19.4.1. The Libero becomes unable to play if injured, ill, expelled or disqualified.	21.3.2, 21.3.3, D.9
--	---------------------

The Libero can be declared unable to play for any reason by the coach or, in the absence of the coach, by the game captain.	5.1.2.1, 5.2.1
19.4.2. Team with one Libero	
19.4.2.1. Where only one Libero is available for a team according to Rule 19.4.1, or the team has only one registered, and this Libero becomes or is declared unable to play, the coach (or game captain if no coach is present) may re-designate as Libero for the remainder of the match any other player (replacement player excepted) not on the court at the moment of the re-designation.	19.4, 19.4.1
19.4.2.2. If the Acting Libero becomes unable to play, he/she may be replaced by the regular replacement player or immediately and directly to court by a re-designated Libero. However, a Libero who is the subject of a re-designation may not play for the remainder of the match.	
If the Libero is not on court when declared unable to play, he/she may also be the subject of a re-designation. The Libero declared unable to play may not play for the remainder of the match	
19.4.2.3. The coach, or game captain if no coach is present, contacts the second referee informing him/her about the re-designation.	5.1.2, 5.2.1
19.4.2.4. Should a re-designated Libero become or be declared unable to play, further re-designations are permitted.	19.4.1
19.4.2.5. If the coach requests that the team captain be re-designated as the Libero, this will be permitted – but the team captain must in this case relinquish all leadership privileges	5.1.2, 19.4.1
19.4.2.6. In the case of a re-designated Libero, the number of the player re-designated as Libero must be recorded on the score sheet remarks section and on the Libero control sheet (or electronic score sheet if one is used).	25.2.2.7, 26.2.2.1
19.4.3. Team with two Liberors	
19.4.3.1. When a team has registered on the score sheet two Liberors, but one becomes unable to play the team has the right to play with only one Libero.	4.1.1, 19.1.1
No re-designation will be allowed, however, unless the remaining Libero is unable to continue playing for the match.	19.4
19.5. SUMMARY	
19.5.1. If the Libero is expelled or disqualified, he/she may be replaced immediately by the team's second Libero. Should the team have only one Libero, then it has the right to make a re-designation.	19.4, 21.3.2, 21.3.3

CHAPTER SEVEN - PARTICIPANTS' CONDUCT

See Rules

20. REQUIREMENTS OF CONDUCT

20.1. SPORTSMANLIKE CONDUCT

20.1.1. Participants must know the "Official Sitting Volleyball Rules" and abide by them.

20.1.2. Participants must accept referees' decisions with sportsmanlike conduct, without disputing them.

In case of doubt, clarification may be requested only through the game captain. 5.1.2.1

20.1.3. Participants must refrain from actions or attitudes aimed at influencing the decisions of the referees or covering up faults committed by their team.

20.2. FAIR PLAY

20.2.1. Participants must behave respectfully and courteously in the spirit of FAIR PLAY, not only towards the referees, but also towards other officials, the opponents, team-mates and spectators.

20.2.2. Communication between team members during the match is permitted. 5.2.3.4

21. MISCONDUCT AND ITS SANCTIONS

21.1. MINOR MISCONDUCT

Minor misconduct offences are not subject to sanctions. It is the first referee's duty to prevent the teams from approaching the sanctioning level. 5.1.2, 21.3

This is done in two stages: D.9, D.11(6a)

Stage 1: by using a verbal warning through the game captain;

Stage 2: by use of a YELLOW CARD to the team member(s) concerned. This formal warning is not in itself a sanction but a symbol that the team member (and by extension the team) has reached the sanctioning level for the match. It is recorded on the score sheet but has no immediate consequences.

21.2. MISCONDUCT LEADING TO SANCTIONS

Incorrect conduct by a team member towards officials, opponents, team-mates or spectators is classified in three categories according to the seriousness of the offence. 4.1.1

21.2.1. <i>Rude conduct</i> : action contrary to good manners or moral principles.	
21.2.2. <i>Offensive conduct</i> : defamatory or insulting words or gestures or any action expressing contempt.	
21.2.3. <i>Aggression</i> : actual physical attack or aggressive or threatening behaviour.	
21.3. SANCTION SCALE	D.9
According to the judgement of the first referee and depending on the seriousness of the offence, the sanctions to be applied and recorded on the score sheet are: <i>Penalty</i> , <i>Expulsion</i> or <i>Disqualification</i> .	21.2, 25.2.2.6
21.3.1. <i>Penalty</i>	D.11(6b)
The first rude conduct in the match by any team member is penalised with a point and service to the opponents.	4.1.1, 21.2.1
21.3.2. <i>Expulsion</i>	D.11(7)
21.3.2.1. A team member who is sanctioned by expulsion shall not play for the rest of the set, must be substituted legally and immediately if on court and must remain seated in the penalty area with no other consequences.	1.4.6, 4.1.1, 5.2.1, 5.3.2, D.1a, D.1b
An expelled coach loses his/her right to intervene in the set and must remain seated in the penalty area.	
21.3.2.2. The first offensive conduct by a team member is sanctioned by expulsion with no other consequences.	4.1.1, 21.2.2
21.3.2.3. The second rude conduct in the same match by the same team member is sanctioned by expulsion with no other consequences.	4.1.1, 21.2.1
21.3.3. <i>Disqualification</i>	D.11(8)
21.3.3.1. A team member who is sanctioned by disqualification must be substituted legally and immediately if on court and must leave the Competition Control Area for the rest of the match with no other consequences.	4.1.1, D.1a
21.3.3.2. The first physical attack or implied or threatened aggression is sanctioned by disqualification with no other consequences.	21.2.3
21.3.3.3. The second offensive conduct in the same match by the same team member is sanctioned by disqualification with no other consequences.	4.1.1, 21.2.2
21.3.3.4. The third rude conduct in the same match by the same team member is sanctioned by disqualification with no other consequences.	4.1.1, 21.2.1
21.4. APPLICATION OF MISCONDUCT SANCTIONS	
21.4.1. All misconduct sanctions are individual sanctions, remain in force for the entire match and are recorded on the score sheet.	21.3, 25.2.2.6

- | | |
|---|-----------------------------|
| 21.4.2. The repetition of misconduct by the same team member in the same match is sanctioned progressively (the team member receives a heavier sanction for each successive offence). | 4.1.1,
21.2, 21.3
D.9 |
| 21.4.3. Expulsion or disqualification due to offensive conduct or aggression does not require a previous sanction. | 21.2, 21.3 |

21.5. MISCONDUCT BEFORE AND BETWEEN SETS

Any misconduct occurring before or between sets is sanctioned according to Rule 21.3 and sanctions apply in the following set.	18.1, 21.2, 21.3
--	---------------------

21.6. SANCTION CARDS

<i>Warning</i> : no sanction - Stage 1: verbal warning Stage 2: symbol Yellow Card	D.11 (6a,6b,7,8) 21.1
<i>Penalty</i> : sanction - symbol Red card	21.3.1
<i>Expulsion</i> : sanction - symbol Red + Yellow cards jointly	21.3.2
<i>Disqualification</i> : sanction - symbol Red + Yellow cards separately	21.3.3

SECTION II -
THE REFEREES, THEIR RESPONSIBILITIES AND
OFFICIAL HAND SIGNALS

CHAPTER EIGHT - REFEREES

See Rules

22. REFEREEING CORPS AND PROCEDURES

22.1. COMPOSITION

The refereeing corps for a match is composed of the following officials:

- the first referee 23
- the second referee 24
- the scorer 25
- four (two) line judges 27

Their location is shown in Diagram 10.

For *World ParaVolley World and Official Competitions, as well as Zonal Championships, an assistant scorer is compulsory.* 26

22.2. PROCEDURES

22.2.1. Only the first and second referees may blow a whistle during the match:

22.2.1.1. the first referee gives the signal for the service that begins the rally; 6.1.3, 12.3

22.2.1.2. the first or second referee signals the end of the rally, provided that they are sure that a fault has been committed and they have identified its nature.

22.2.2. They may blow the whistle when the ball is out of play to indicate that they authorise or reject a team request. 5.1.2, 8.2

22.2.3. Immediately after the referee's whistle to signal the completion of the rally, they have to indicate with the official hand signals: 22.2.1.2, 28.1

22.2.3.1. If the fault is whistled by the first referee, he/she will indicate in order:

- a) the team to serve; 12.2.2, D.11(2)
- b) the nature of the fault;
- c) the player(s) at fault (if necessary).

The second referee will follow the first referee's hand signals by repeating them.

22.2.3.2. If the fault is whistled by the second referee, he/she will indicate:

- a) the nature of the fault;
- b) the player(s) at fault (if necessary);
- c) the team to serve following the hand signal of the first referee. 12.2.2

In this case, the first referee does not show <i>either the nature of the fault or the player at fault, but only the team to serve.</i>	D.11(2)
22.2.3.3. In the case of an attack hit fault by back-row or Libero players, both referees indicate according to 22.2.3.1 and 22.2.3.2 above.	12.2.2, 13.3.3, 13.3.5, 19.3.1.2, 23.3.2.3d,e, D.11(21)
22.2.3.4. In the case of a double fault, both referees indicate in order:	
a) the nature of the fault;	17.3, D.11(23)
b) the players at fault (if necessary);	
c) the team to serve as directed by the first referee.	12.2.2, D.11(2)
23. FIRST REFEREE	
23.1. LOCATION	
The first referee carries out his/her functions standing at the post at one end of the net on the opposite side to the scorer.	D.1a, D.1b, D.10
23.2. AUTHORITY	
23.2.1. The first referee directs the match from the start until the end. He/she has authority over all members of the refereeing corps and the members of the teams.	4.1.1, 6.3
During the match the first referee's decisions are final. He/she is authorised to overrule the decisions of other members of the refereeing corps, if it is noticed that they are mistaken.	
The first referee may even replace a member of the refereeing corps who is not performing his/her functions properly.	
23.2.2. The first referee also controls the work of the ball retrievers, floor wipers and moppers.	3.3
23.2.3. The first referee has the power to decide any matter involving the game including those not provided for in the Rules.	
23.2.4. The first referee shall not permit any discussion about his/her decisions.	20.1.2
However, at the request of the game captain, the first referee will give an explanation on the application or interpretation of the Rules upon which he/she has based the decision.	5.1.2.1
If the game captain does not agree with the explanation of the first referee and chooses to protest against such decision, he/she must immediately reserve the right to file and record this protest at the conclusion of the match. The first referee must authorise this right of the game captain.	5.1.2.1, 5.1.3.2, 25.2.3.2
23.2.5. The first referee is responsible for determining before and during the match whether the playing area, equipment and the conditions meet playing requirements.	Chapter 1, 23.3.1.1

23.3. RESPONSIBILITIES

23.3.1. Prior to the match, the first referee:	
23.3.1.1. inspects the conditions of the playing area, the balls and other equipment;	Chapter 1, 23.2.5
23.3.1.2. performs the toss with the team captains;	7.1
23.3.1.3. controls the teams' warming-up.	7.2
23.3.2. During the match, <i>the first referee</i> is authorised:	
23.3.2.1. to issue warnings to the teams;	21.1
23.3.2.2. to sanction misconduct and delays;	16.2, 21.2
23.3.2.3. to decide upon:	
a) the faults of the server and of the positions of the serving team, including the screen;	7.4, 12.4, 12.5, 12.7.1, D.4, D.6, D.11(12, 13)
b) the faults in playing the ball, including lifting;	9.3, 9.4, D.11(16, 17)
c) the faults above the net and, and the faulty contact of the player with the net, primarily on the attacker's side.	11.3.1 11.4.1, 11.4.4, D.11(20)
d) the attack hit faults of the Libero and back-row players;	13.3.3, 13.3.5, 24.3.2.4, D.8, D.11(21)
e) the completed attack hits made by a player on a ball above net height coming from an overhand pass with fingers by the Libero in his/her front zone;	1.4.1, 13.3.6, 24.3.2.4, D.11(21)
f) the ball crossing <i>completely</i> the lower space under the net;	8.4.5, 24.3.2.7, D.5a, D.11(22)
g) the completed block by back-row players or the attempted block by the Libero.	14.6.2, 14.6.6, D.11(12)
23.3.3. At the end of the match, he/she checks the score sheet and signs it.	24.3.3, 25.2.3.3

24. SECOND REFEREE

24.1. LOCATION

The second referee performs his/her functions standing outside the playing court near the post, on the opposite side from, and facing, the first referee.

D.1a, D.1b,
D.10

24.2. AUTHORITY

24.2.1. The second referee is the assistant of the first referee, but has also his/her own range of jurisdiction.

24.3

- Should the first referee become unable to continue his/her work, the second referee may replace him/her.
- 24.2.2. The second referee may, without whistling, also signal faults outside his/her range of jurisdiction, but may not insist on them to the first referee. 24.3
- 24.2.3. The second referee controls the work of the scorer(s). 25.2, 26.2
- 24.2.4. The second referee supervises the team members on the team bench and reports their misconduct to the first referee. 4.2.1
- 24.2.5. The second referee controls the players in the warm-up areas. 4.2.3
- 24.2.6. The second referee authorises the regular game interruptions, controls their duration and rejects improper requests. 15, 15.11, 25.2.2.3
- 24.2.7. The second referee controls the number of time-outs and substitutions used by each team, and reports the 2nd time-out and 5th and 6th substitutions to the first referee and the coach concerned. 15.1, 25.2.2.3
- 24.2.8. In the case of an injury of a player, the second referee authorises an exceptional substitution or grants a 3-minute recovery time. 15.7, 17.1.2
- 24.2.9. The second referee checks the floor condition, mainly in the front zone. He/she also checks, during the match, that the balls still fulfil the regulations. 1.2.1, 3
- 24.2.10. The second referee supervises the team members in the penalty areas and reports their misconduct to the first referee. 1.4.6, 21.3.2

For World ParaVolley World and Official Competitions, as well as Zonal Championships, the duties recorded under 24.2.5 and 24.2.10 are carried out by the Reserve Referee.

24.3. RESPONSIBILITIES

- 24.3.1. At the start of each set, at the change of courts in the deciding set and whenever necessary, the second referee checks that the actual positions of the players on the court correspond to those on the line-up sheets. 5.2.3.1, 7.3.2, 7.3.5, 18.2.2
- 24.3.2. During the match, the second referee decides, whistles and signals:
- 24.3.2.1. penetration into the opponent's court, and the space under the net; 1.3.3, 11.2, D.5a, D.11(22)
- 24.3.2.2. positional faults of the receiving team; 7.5, D.4, D.11(13)
- 24.3.2.3. the faulty contact of the player with the net primarily on the blocker's side and with the antenna on his/her side of the court; 11.3.1

24.3.2.4. the completed block by back-row players, or the attempted block by the Libero, or the attack hit fault by back-row players or by the Libero;	13.3.3, 14.6.2, 14.6.6, 23.3.2.3d,e,g , D.11(12, 21)
24.3.2.5. the contact of the ball with an outside object;	8.4.2, 8.4.3, D.11(15)
24.3.2.6. the contact of the ball with the floor when the first referee is not in position to see the contact;	8.3
24.3.2.7. the ball that crosses the net totally or partly outside of the crossing space to the opponent court or contacts the antenna on his/her side of the court;	8.4.3, 8.4.4, D.5a, D.11(15)
24.3.2.8. lifting faults, especially by the blockers.	9.3.5, 9.4.1
24.3.3. At the end of the match, he/she checks and signs the score sheet.	23.3.3, 25.2.3.3

25. SCORER

25.1. LOCATION

The scorer performs his/her functions seated at the scorer's table on the opposite side of the court from and facing the first referee. D.1a, D.1b, D.10

25.2. RESPONSIBILITIES

He/she keeps the score sheet according to the Rules, co-operating with the second referee.

He/she uses a buzzer or other sound device to notify irregularities or give signals to the referees on the basis of his/her responsibilities.

25.2.1. Prior to the match and set, the scorer:

25.2.1.1. registers the data of the match and teams, including the names and numbers of the Liberos, according to the procedures in force, and obtains the signatures of the captains and the coaches;	4.1, 5.1.1, 5.2.2, 7.3.2, 19.1.2, 19.4.2.6
25.2.1.2. records the starting line-up of each team from the line-up sheet.	5.2.3.1, 7.3.2
If he/she fails to receive the line-up sheets on time, he/she immediately notifies this fact to the second referee.	5.2.3.1
25.2.2. During the match, the scorer:	
25.2.2.1. records the points scored;	6.1
25.2.2.2. controls the serving order of each team and indicates any error to the referees immediately after the service hit;	12.2
25.2.2.3. is empowered to acknowledge and announce requests for player substitutions by use of the buzzer, controlling their number; and records the substitutions and time-outs, informing the second referee;	15.1, 15.4.1, 15.10.3c, 24.2.6, 24.2.7

25.2.2.4. notifies the referees of a request for interruption that is out of order;	15.11
25.2.2.5. announces to the referees the ends of the sets, and the scoring of the 8 th point in the deciding set;	6.2, 15.4.1, 18.2.2
25.2.2.6. records misconduct warnings, sanctions and improper requests;	15.11.3 16.2, 21.3
25.2.2.7. records all other events as instructed by the second referee, i.e. exceptional substitutions, recovery time, prolonged interruptions, external interference, re-designation, etc.;	15.7, 17.1.2, 17.2, 17.3, 19.4
25.2.2.8. controls the interval between sets.	18.1
25.2.3. At the end of the match, the scorer:	
25.2.3.1. records the final result;	6.3
25.2.3.2. in the case of protest, with the previous authorisation of the first referee, writes or permits the team captain to write on the score sheet a statement on the incident protested;	5.1.2.1, 5.1.3.2, 23.2.4
25.2.3.3. signs the score sheet him/herself, before obtaining the signatures of the team captains and then the referees.	5.1.3.1, 23.3.3, 24.3.3

26. ASSISTANT SCORER

26.1. LOCATION

22.1, D.1a, D.1b, D.10

The assistant scorer performs his/her functions seated beside the scorer at the scorer's table.

26.2. RESPONSIBILITIES

19.3

He/she records the replacements involving the Libero.

He/she assists with the administrative duties of the scorer's work.

Should the scorer become unable to continue his/her work, the assistant scorer substitutes for the scorer.

26.2.1. Prior to the match and set, the assistant scorer:

26.2.1.1. prepares the Libero Control Sheet;

26.2.1.2. prepares the reserve score sheet.

26.2.2. During the match, the assistant scorer:

26.2.2.1. records the details of the Libero replacements/re-designations; 19.3.1.1, 19.4

26.2.2.2. notifies the referees of any fault of the Libero replacement, by using the buzzer; 19.3.2.1

26.2.2.3. starts and ends the timing of Technical Time-outs; 15.4.1

26.2.2.4. operates the manual scoreboard on the scorer's table;

26.2.2.5. checks that the scoreboards agree and indicate the correct score; 25.2.2.1

26.2.2.6. if necessary, updates the reserve score sheet and gives it to the scorer. 25.2.1.1

26.2.3. At the end of the match, the assistant scorer:

26.2.3.1. signs the Libero Control Sheet and submits it for checking;

26.2.3.2. signs the score sheet.

For World ParaVolley World and Official Competitions, as well as Zonal Championships which use an e-score sheet, the Assistant Scorer acts with the Scorer to announce the substitutions and identify the Libero replacements.

27. LINE JUDGES

27.1. LOCATION

If only two line judges are used, they stand at the corners of the court closest to the right hand of each referee, diagonally at 1 to 2 m from the corner. D.1a, D.1b, D.10

Each one of them controls both the end line and side line on his/her side.

For World ParaVolley World and Official Competitions, as well as Zonal Championships, it is compulsory to have four line judges.

They stand in the free zone at 1 to 3 m from each corner of the court, on the imaginary extension of the line that they control. D.10

27.2. RESPONSIBILITIES

27.2.1. The line judges perform their functions by using flags (40 x 40 cm) as shown in Diagram 12 to signal: D.12

27.2.1.1. the ball “in” and “out” whenever the ball lands near their line(s); 8.3, 8.4, D.12(1, 2),

27.2.1.2. the touches of “out” balls by the team receiving the ball; 8.4, D.12(3)

27.2.1.3. the ball touching the antenna, the served ball and the third hit of the team crossing the net outside the crossing space, etc.; 8.4.3, 8.4.4, 10.1.1, D.5a, D.12(4)

27.2.1.4. any player (except the server) who has at least part of his/her buttocks outside of his/her court at the moment of the service hit; 7.4, 12.4.3 D.12 (4)

27.2.1.5. the buttock faults of the server; 12.4.3, D.12(4)

27.2.1.6. any contact with the top 80cm of the antenna on their side of the court by any player during his/her action of playing the ball or interfering with the play; 11.3.1, 11.4.4, D.3, D.12(4)

27.2.1.7. the ball crossing the net outside the crossing space into opponent’s court or touching the antenna on his/her side of the court. 10.1.1, D.5a, D.12(4)

27.2.2. At the first referee’s request, a line judge must repeat his/her signal.

28. OFFICIAL SIGNALS

28.1. REFEREES' HAND SIGNALS

D.11

The referees must indicate with the official hand signal the reason for their whistle (nature of the fault whistled or the purpose of the interruption authorised). The signal has to be maintained for a moment and, if it is indicated with one hand, the hand corresponds to the side of the team which has made the fault or the request.

28.2. LINE JUDGES' FLAG SIGNALS

D.12

The line judges must indicate with the official flag signal the nature of the fault called, and maintain the signal for a moment.

SECTION III - DIAGRAMS

PART 3: DEFINITIONS

Areas	These are sections of the floor <i>outside</i> the free zone, identified by the rules as having a specific function. These include Warm-up Area and Penalty Area.
Ball Retrievers	These are personnel whose job it is to maintain the flow of the game by rolling the ball to the server between rallies.
Competition Control Area	The Competition Control Area is a corridor around the playing court and free zone, which includes all spaces up to the outer barriers or delimitation fence (see Diagram 1a).
Crossing Space	<p>The crossing space is defined by:</p> <ul style="list-style-type: none">• the horizontal band at the top of the net;• the antennae and their extension;• the ceiling. <p>The ball must cross to the opponent's <i>court</i> through the crossing space.</p>
Dribbling	Dribbling means bouncing the ball (usually as a preparation to tossing and serving). Other preparatory actions could include (amongst others) moving the ball from hand to hand.
External Space	The external space is in the vertical plane of the net outside of the crossing and lower spaces.
World ParaVolley Standards	The technical specifications or limits as defined by <i>World ParaVolley</i> to the manufacturers of equipment.
Interval	The time between sets. The change of courts in the fifth (deciding) set is not to be regarded as an interval.
Lower Space	This is the space defined at its upper part by the bottom of the net and the cord joining it to the posts, at the sides by the posts, and at the bottom by the playing surface.
Outside Object	An object or a person which, while outside the playing court or close to the limit of the free playing space, provides an obstruction to the flight of the ball. For example: overhead lights, TV equipment, scorer's table, net posts. Outside objects do not include the antennae since they are considered part of the net.
Penalty Area	In each half of the Competition Control area, there is a Penalty Area located behind the prolongation of the end line, outside the free zone. Each Penalty Area should be placed a minimum of 1.5 metres behind the rear edge of the team bench.

Rally Point	This is the system of scoring a point whenever a rally is won.
Substitution Zone	This is the part of the free zone through which substitutions are carried out.
Technical Time-Out	This special mandatory time-out is, in addition to time-outs, to allow the promotion of volleyball by analysis of the play and to allow additional commercial opportunities. Technical Time-Outs are mandatory for <i>World ParaVolley</i> World and Official competitions and Zonal Championships.
Unless by agreement of <i>World ParaVolley</i>	This statement recognises that while there are regulations on the standards and specification of equipment and facilities, there are occasions when special arrangements can be made by <i>World ParaVolley</i> in order to promote the game of volleyball or to test new conditions.
Zones	These are sections within the playing area (i.e. playing court and free zone) as defined for a specific purpose (or with special restrictions) within the rule text. These include Front Zone, Service Zone, Substitution Zone, Free Zone, Back Zone, and Libero Replacement Zone.

DIAGRAM 1a-1: COMPETITION / CONTROL AREA (Without Media)

Relevant Rules: 1, 1.4.5, 1.4.6, 4.2.1, 4.2.3.1, 15.4.4, 19.3.2.7, 21.3.2.1, 21.3.3.1, 23.1, 24.1, 25.1, 26.1

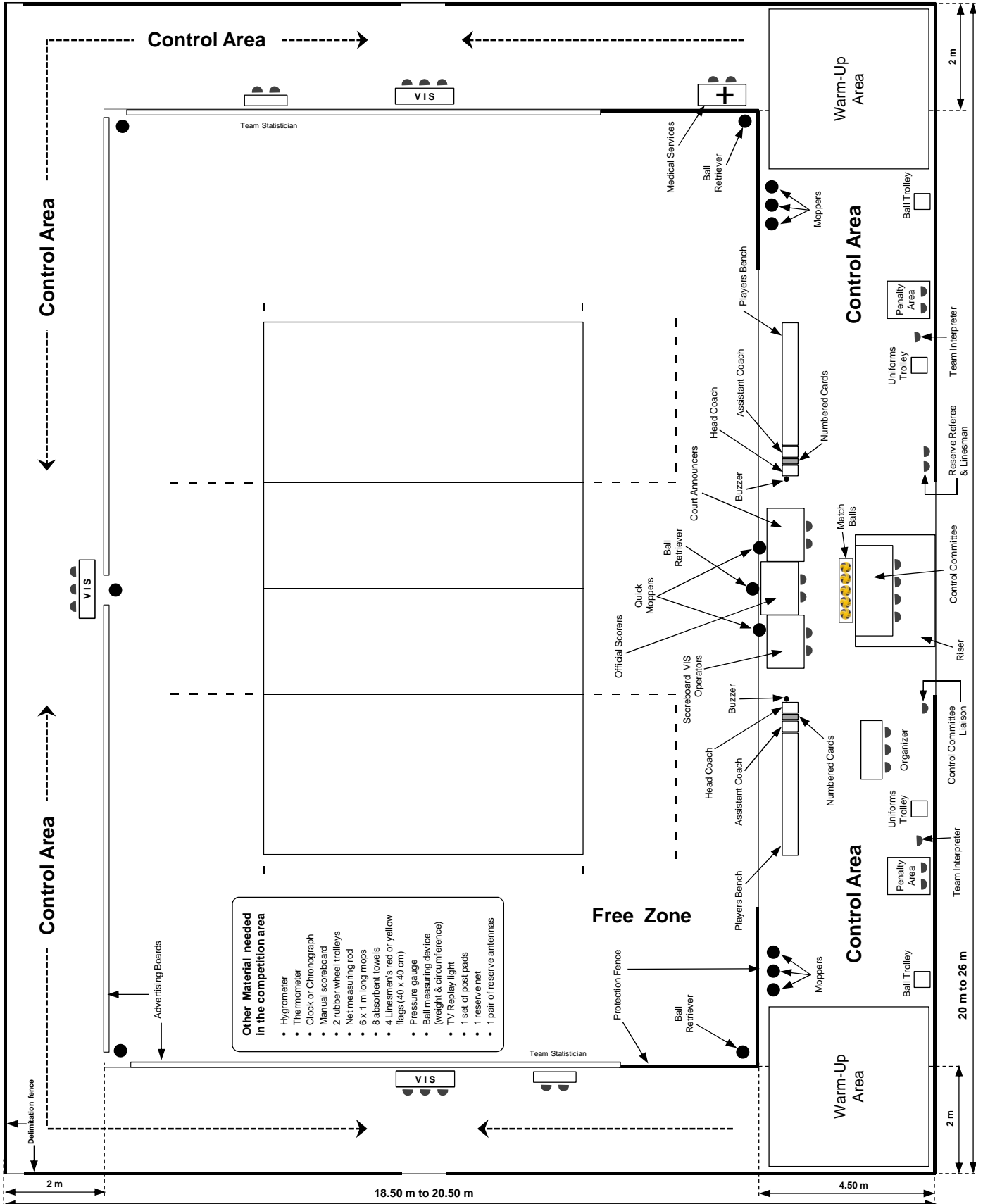


DIAGRAM 1a-2: COMPETITION / CONTROL AREA – The Media

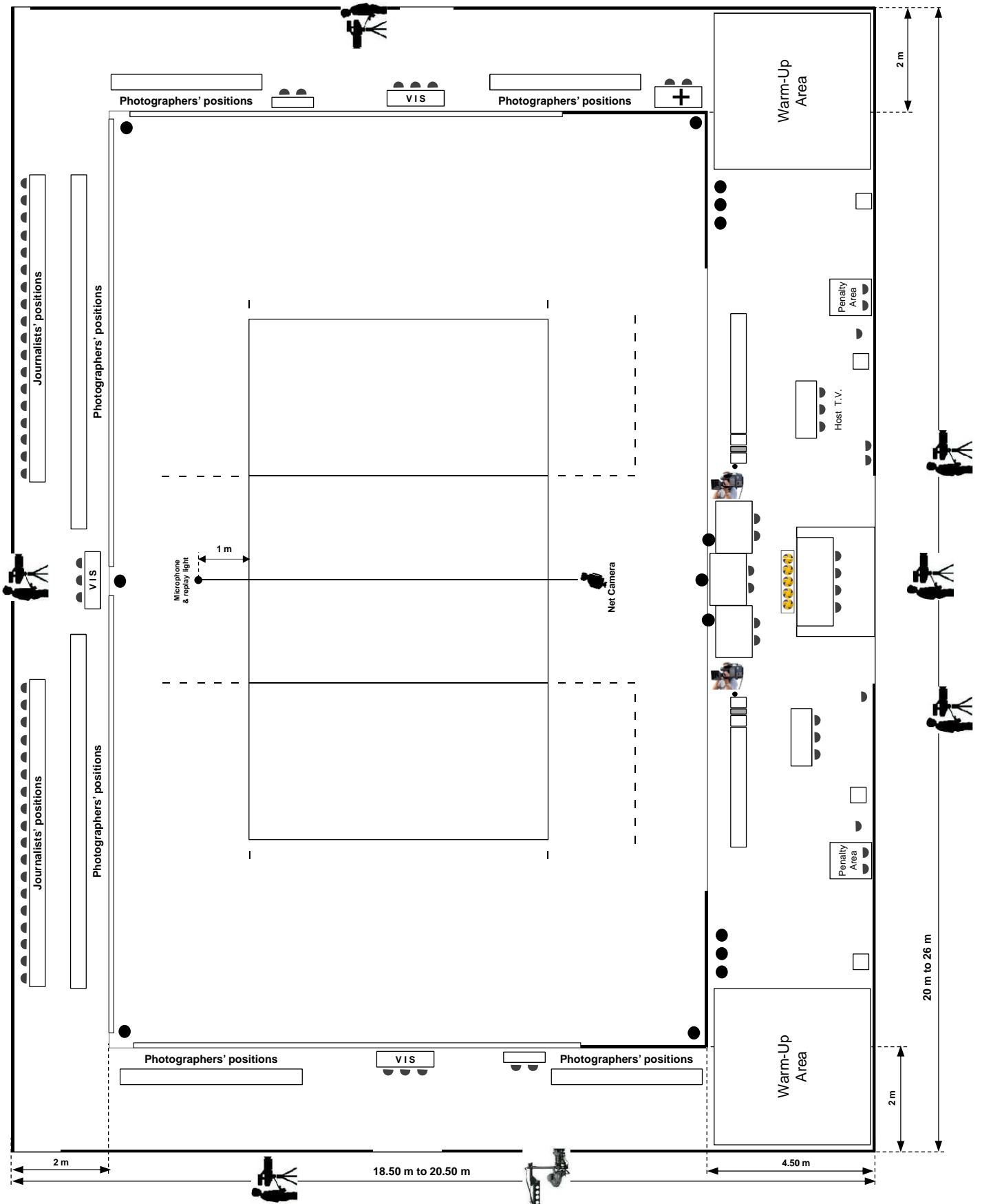


DIAGRAM 1b: THE PLAYING AREA

Relevant Rules: 1, 1.4, 1.4.2, 1.4.3, 1.4.4, 1.4.5, 1.4.6, 4.2.1, 4.2.3.1, 15.10.1, 19.3.1.4, 19.3.2.7, 21.3.2.1, 23.1, 24.1, 25.1, 26.1

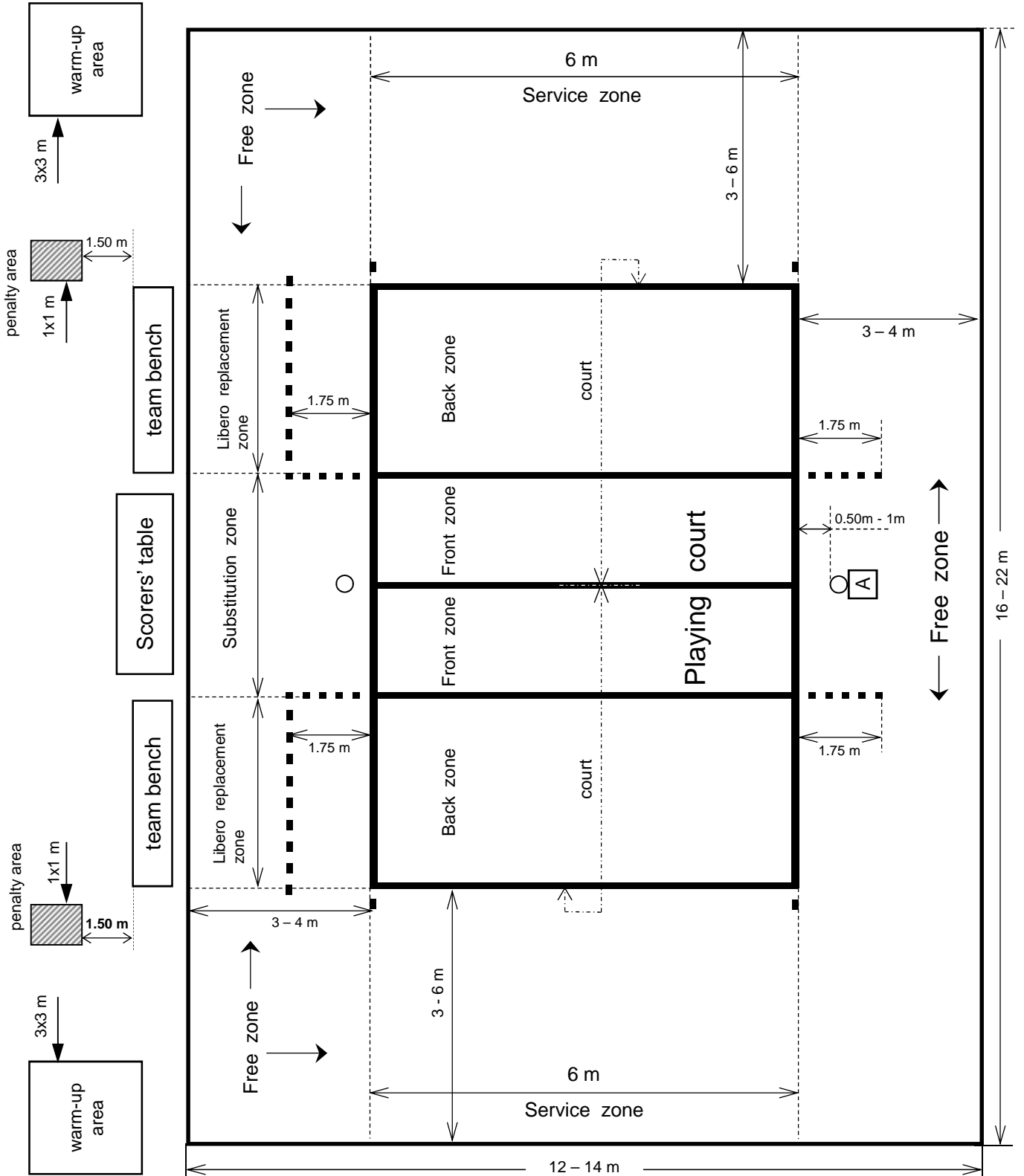


DIAGRAM 2: THE PLAYING COURT

Relevant Rules: 1.1, 1.3, 1.3.3, 1.3.4, 1.4.1, 5.2.3.4

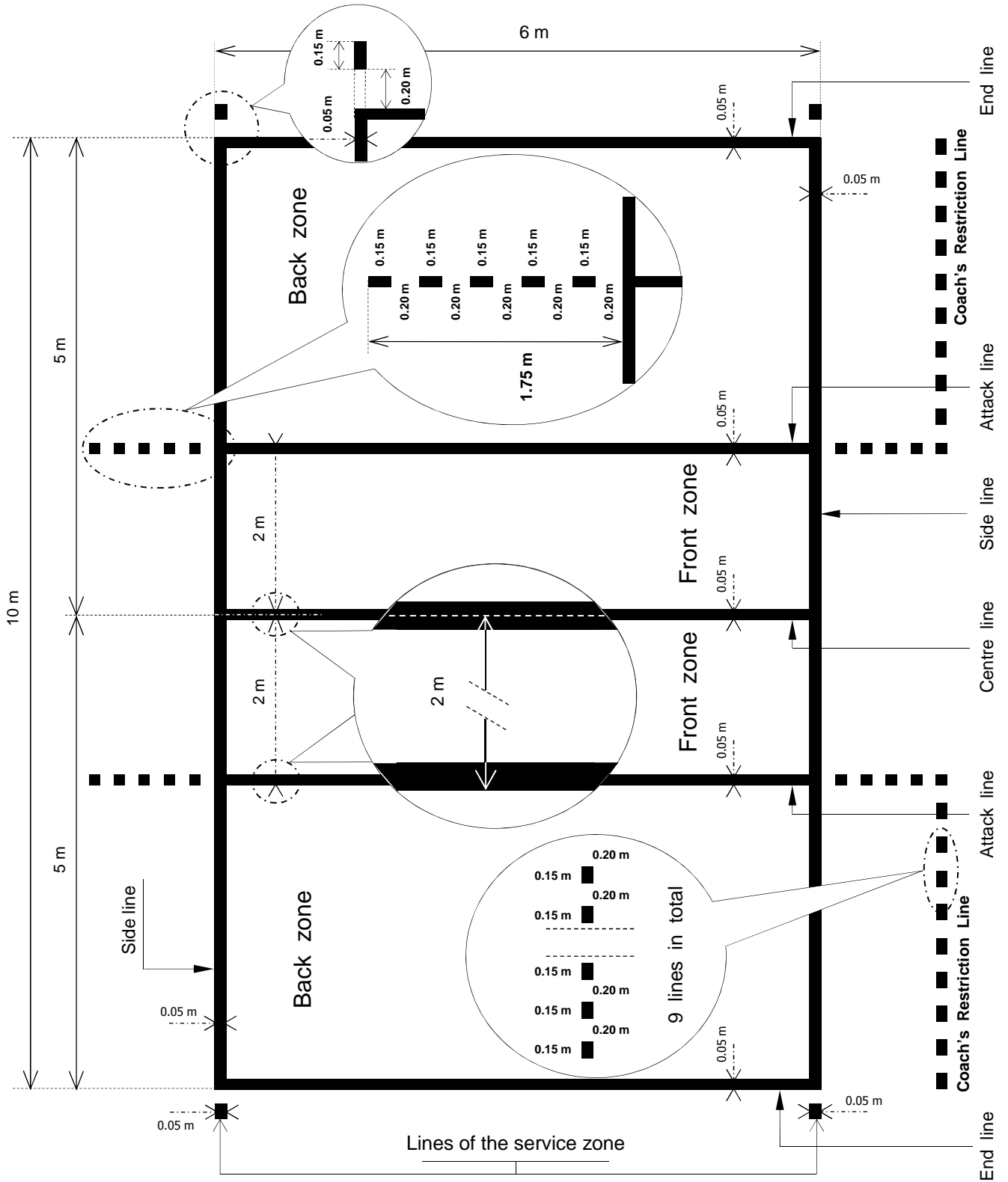


DIAGRAM 3: DESIGN OF THE NET

Relevant Rules: 2, 2.1.6, 2.2, 2.3, 2.4, 2.5.1, 11.3.1, 11.3.2, 27.2.1.6

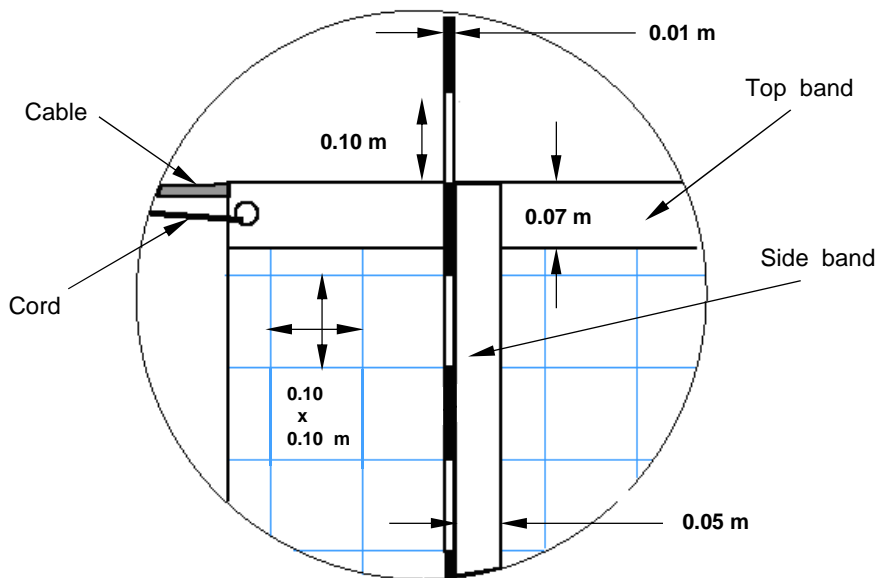
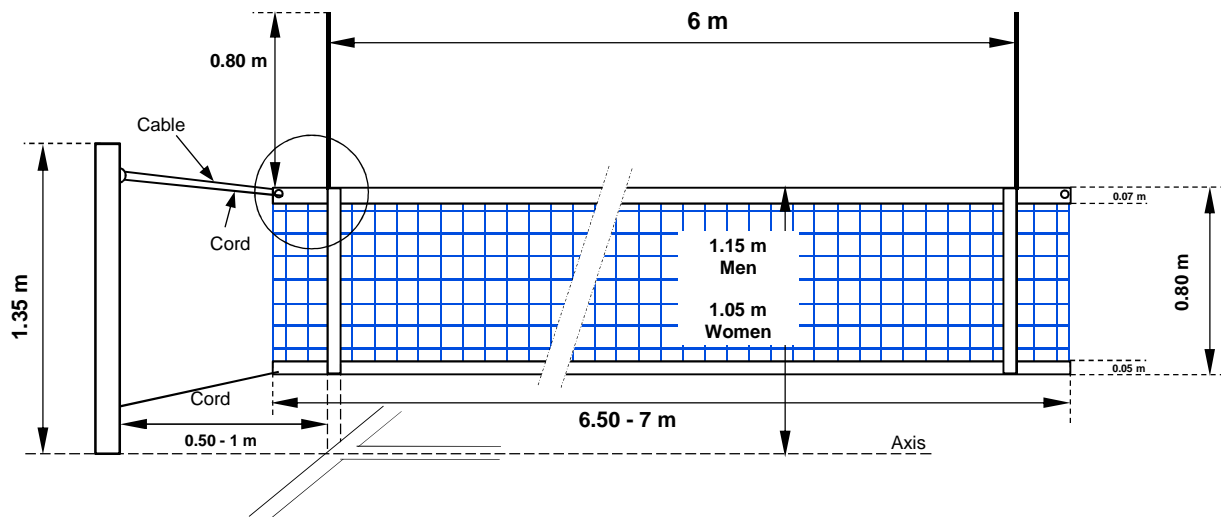
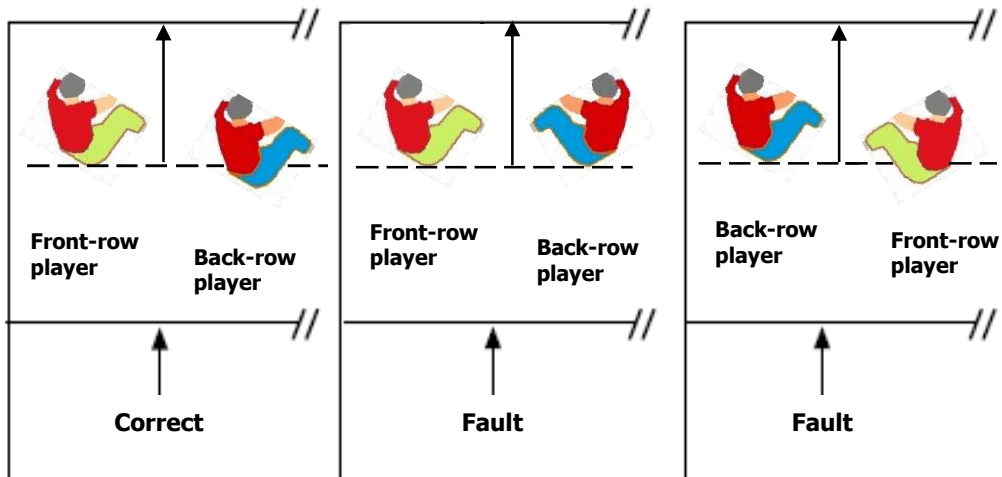


DIAGRAM 4: POSITION OF PLAYERS

Relevant Rules: 7.4, 7.4.3, 7.5, 23.3.2.3a, 24.3.2.2

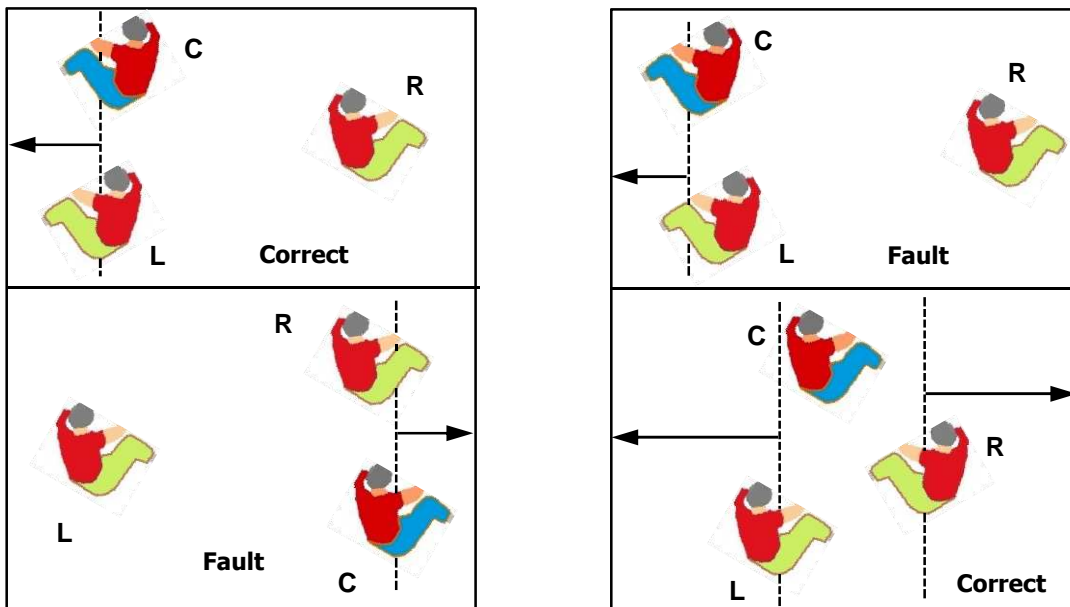
Example A:

Determination of the positions between a front-row player and the corresponding back-row player



Example B:

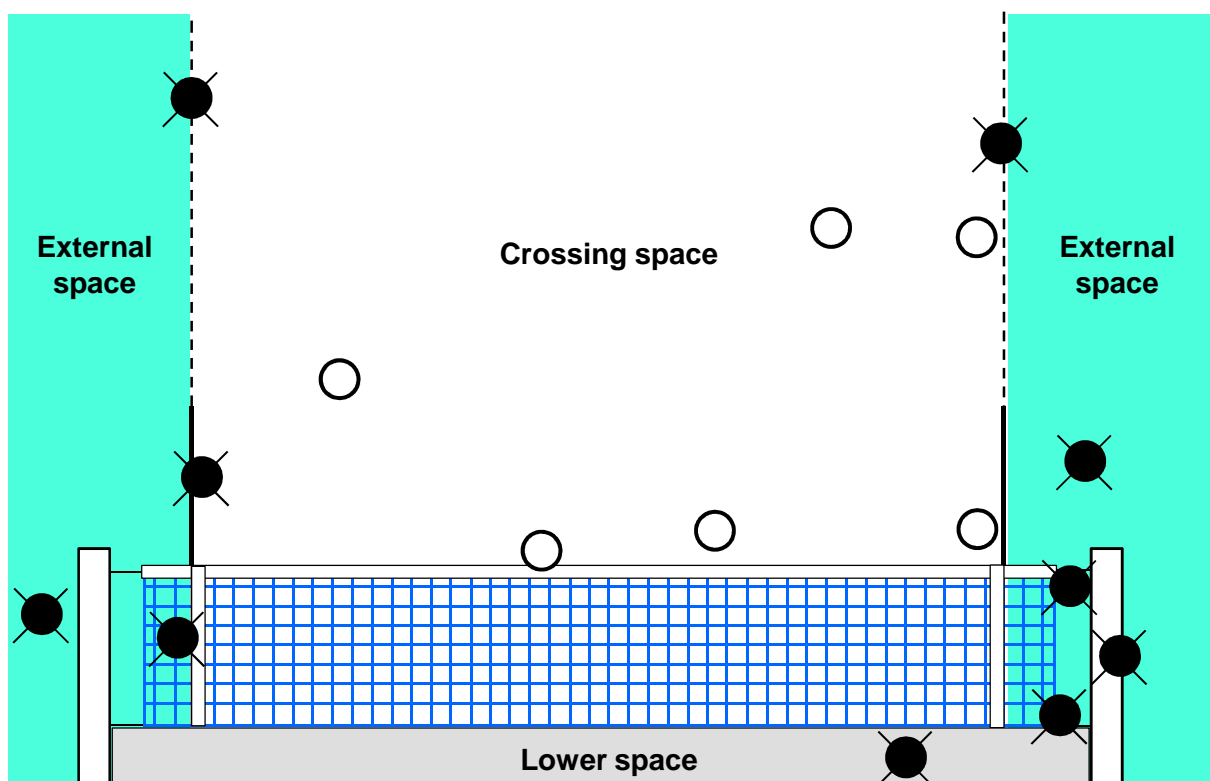
Determination of the positions between players of the same row



C = centre player R = right player L = left player

DIAGRAM 5a: BALL CROSSING THE VERTICAL PLANE OF THE NET TO THE OPPONENT COURT

Relevant Rules: 2.4, 8.4.3, 8.4.4, 8.4.5, 10.1.1, 10.1.3, 24.3.2.7, 27.2.1.3, 27.2.1.7

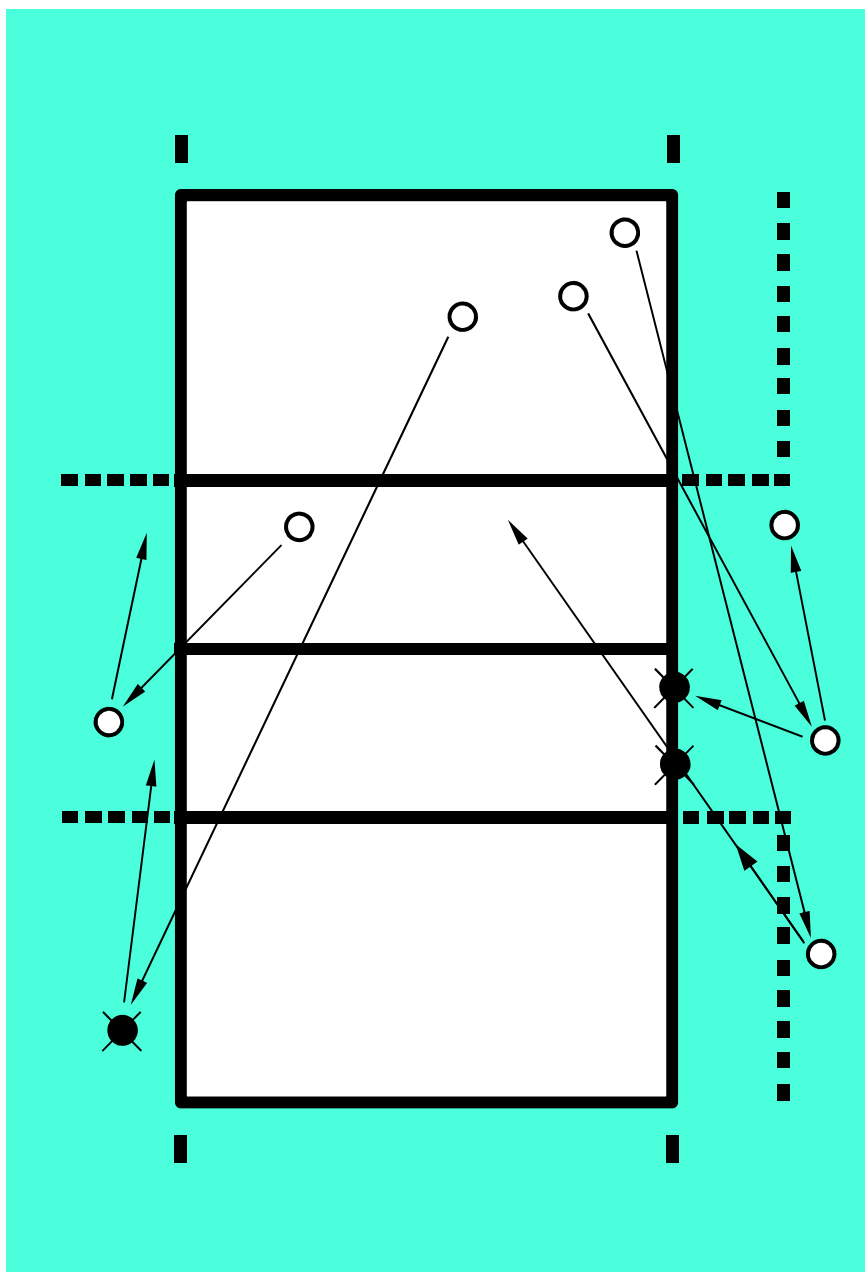


● = Fault

○ = Correct crossing

DIAGRAM 5b: BALL CROSSING THE VERTICAL PLANE OF THE NET TO THE OPPONENT FREE ZONE

Relevant Rules: 10.1.2, 10.1.2.2, 24.3.2.7



● = Fault

○ = Correct

DIAGRAM 6: COLLECTIVE SCREEN

Relevant Rules: 12.5, 12.5.2, 23.3.2.3a

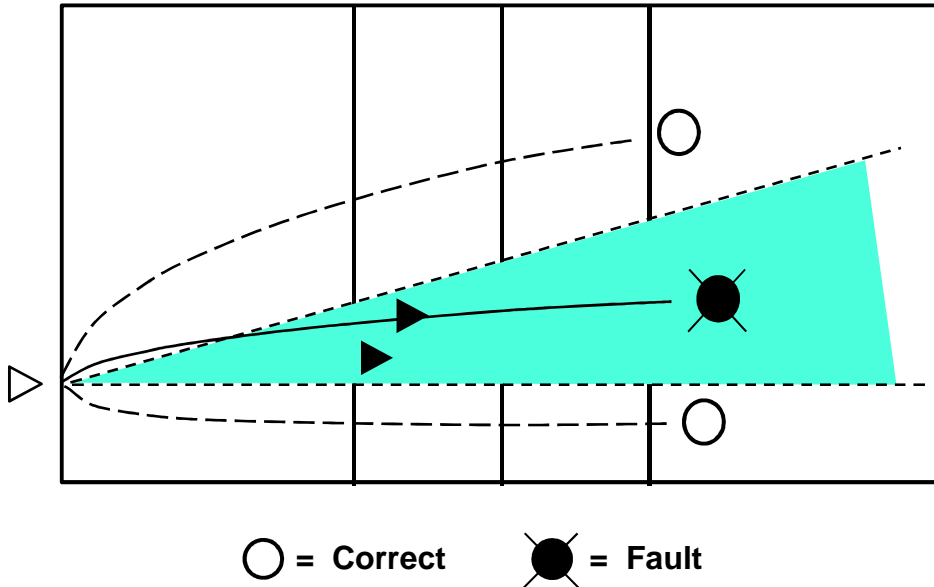


DIAGRAM 7: COMPLETED BLOCK

Relevant Rule: 14.1.3

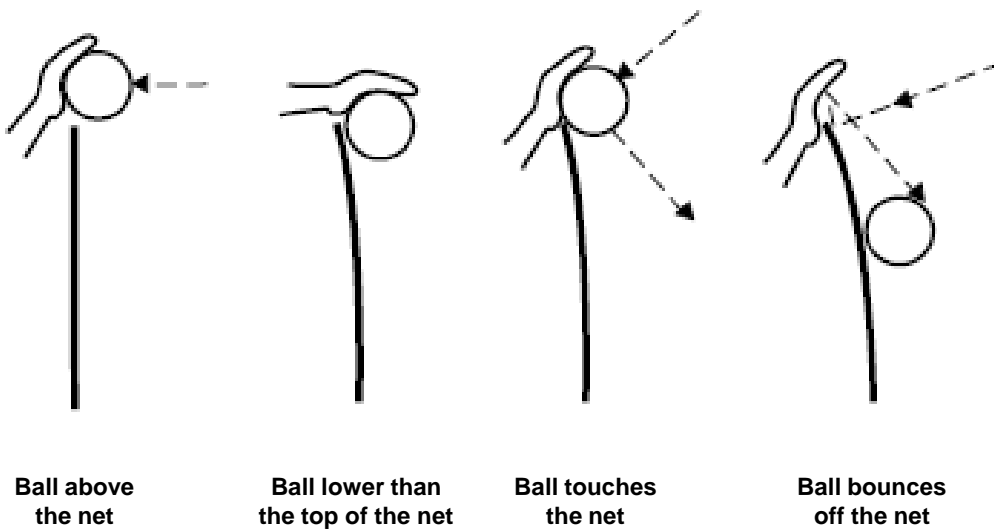


DIAGRAM 8: BACK ROW PLAYER'S ATTACK

Relevant Rules: 13.2.2, 13.2.3, 23.3.2.3d, 24.3.2.4

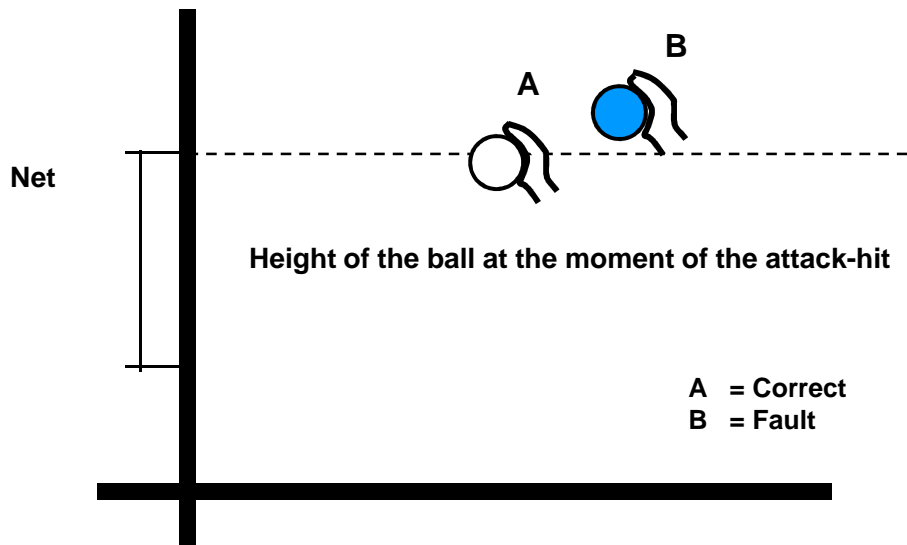
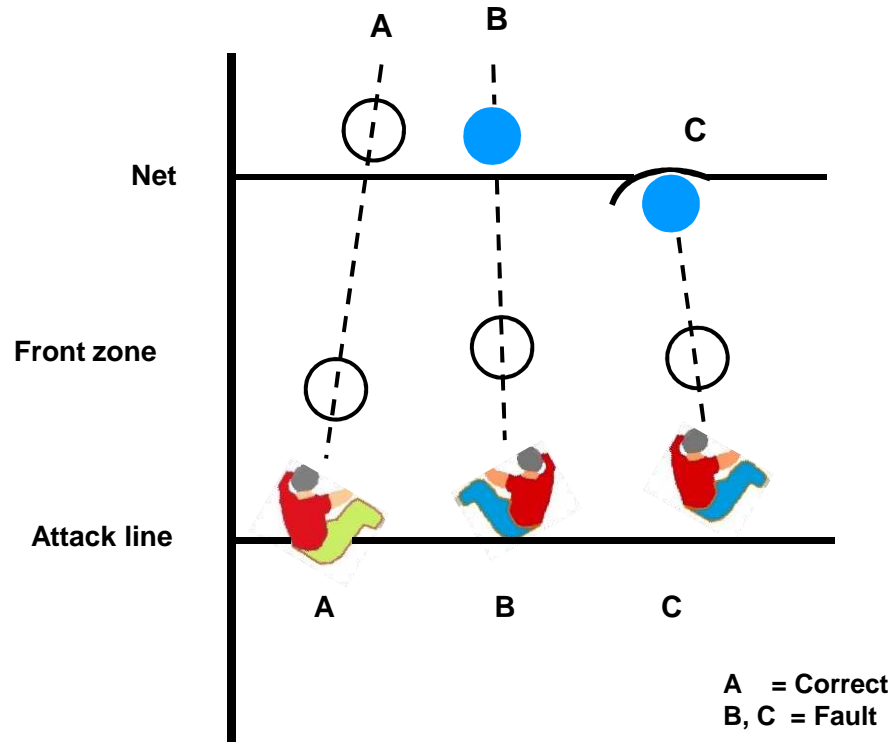


DIAGRAM 9: SANCTION SCALES

Relevant Rules: 16.2, 21.3, 21.4.2

MISCONDUCT SANCTION SCALE					
CATEGORIES	OCCURRENCE	OFFENDER	SANCTION	CARDS	CONSEQUENCE
RUDE CONDUCT	First	Any member	Penalty	Hand signal No. 6b – Red card	A point and service to the opponent
	Second	Same member	Expulsion	Hand signal No. 7 – Red+Yellow cards jointly	Player leaves playing area and stays in the penalty area for the remainder of the set
	Third	Same member	Disqualification	Hand signal No. 8 - Red+Yellow cards separately	Player leaves the Competition Control Area for the remainder of the match
OFFENSIVE CONDUCT	First	Any member	Expulsion	Hand signal No. 7 – Red+Yellow cards jointly	Player leaves playing area and stays in the penalty area for the remainder of the set
	Second	Same member	Disqualification	Hand signal No. 8 - Red+Yellow cards separately	Player leaves the Competition Control Area for the remainder of the match
AGGRESSION	First	Any member	Disqualification	Hand signal No. 8 - Red+Yellow cards separately	Player leaves the Competition Control Area for the remainder of the match

DELAY SANCTION SCALE					
CATEGORIES	OCCURRENCE	OFFENDER	DETERRENT or SANCTION	CARDS	CONSEQUENCE
DELAY	First	Any member of the team	Delay Warning	Hand signal No. 25 with Yellow card	Prevention – no penalty
	Second and subsequent	Any member of the team	Delay Penalty	Hand signal No. 25 with Red card	A point and service to the opponent

DIAGRAM 10: LOCATION OF REFEREEING CORPS AND THEIR ASSISTANTS

Relevant Rules: 3.3, 23.1, 24.1, 25.1, 26.1, 27.1

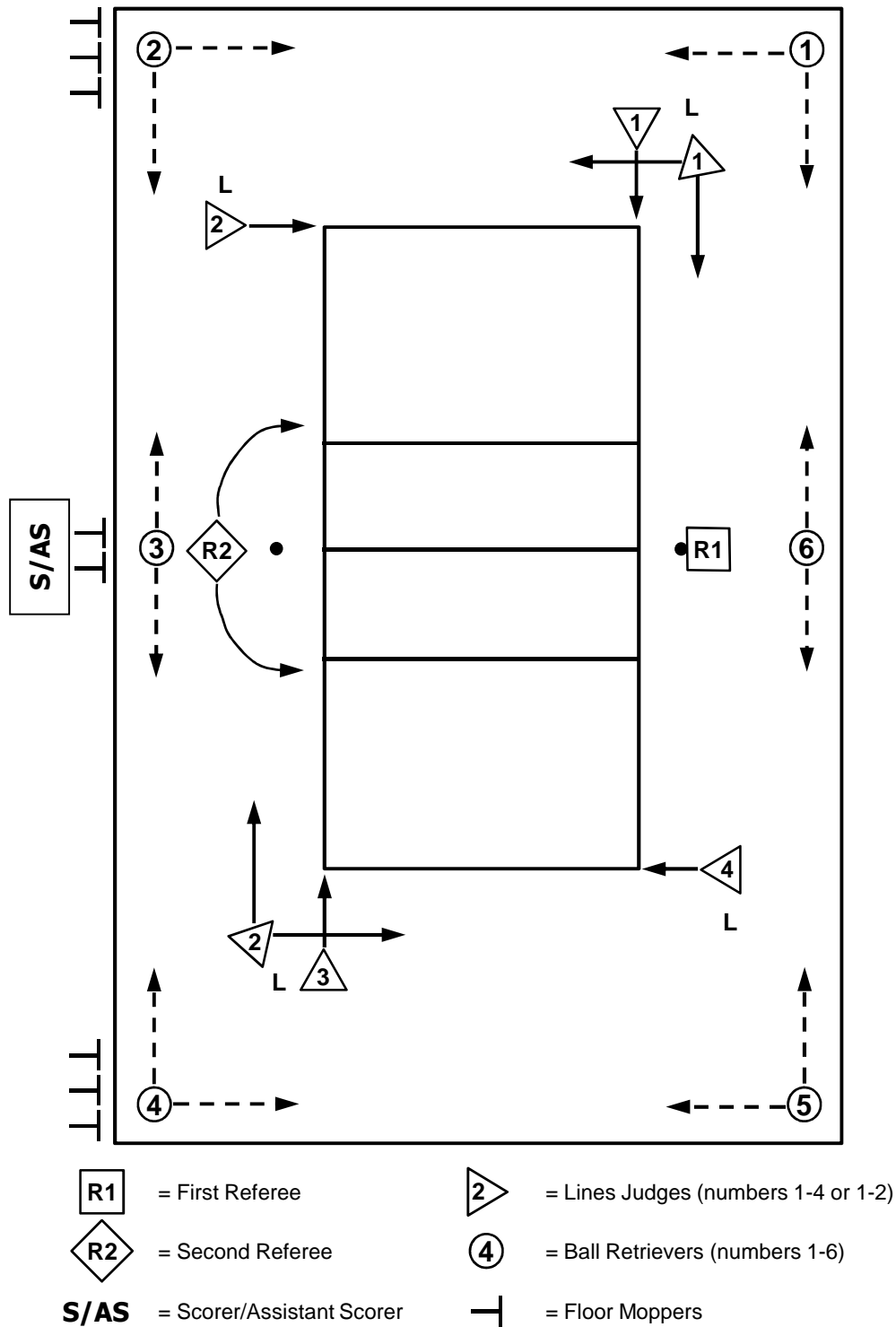


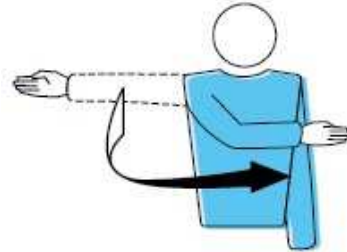
DIAGRAM 11: REFEREES' OFFICIAL HAND SIGNALS

1 AUTHORISATION TO SERVE

Relevant Rules: 12.3, 22.2.1.1

Move the hand to indicate direction of service

F



2 TEAM TO SERVE

Relevant Rules: 22.2.3.1, 22.2.3.2, 22.2.3.4

Extend the arm to the side of team that will serve

F S

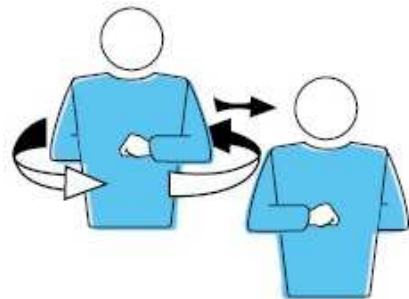


3 CHANGE OF COURTS

Relevant Rule: 18.2

Raise the forearms front and back and twist them around the body

F

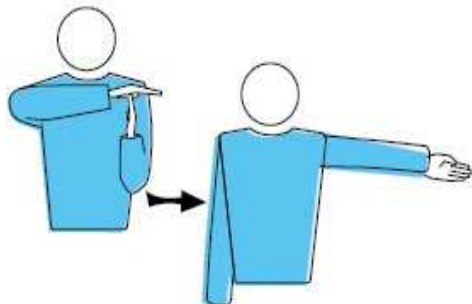


4 TIME-OUT

Relevant Rule: 15.4.1

Place the palm of one hand over the fingers of the other, held vertically (forming a T) and then indicate the requesting team

F S



5 SUBSTITUTION

Relevant Rules: 15.5.1, 15.5.2, 15.8

Circular motion of the forearms around each other

F S



6a MISCONDUCT WARNING

Relevant Rules: 21.1, 21.6

Show a yellow card for warning

F



6b MISCONDUCT PENALTY

Relevant Rules: 21.3.1, 21.6, 23.3.2.2

Show a red card for penalty

F

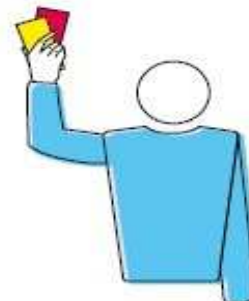


7 EXPULSION

Relevant Rules: 21.3.2, 21.6, 23.3.2.2

Show both cards jointly for expulsion

F

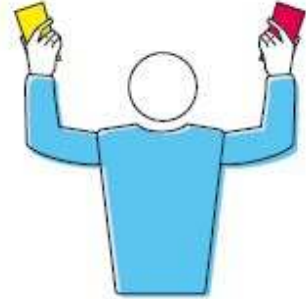


8 DISQUALIFICATION

Relevant Rules: 21.3.3, 21.6, 23.3.2.2

Show red and yellow cards separately for disqualification

F



9 END OF SET (OR MATCH)

Relevant Rules: 6.2, 6.3

Cross the forearms in front of the chest, hands open

F S

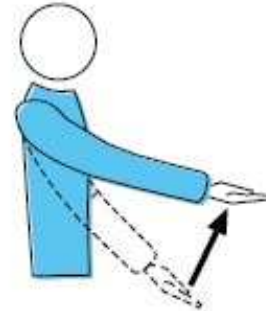


10 BALL NOT TOSSED OR RELEASED AT THE SERVICE HIT

Relevant Rule: 12.4.1

Lift the extended arm, the palm of the hand facing upwards

F



11 DELAY IN SERVICE

Relevant Rule: 12.4.4

Raise eight fingers, spread open

F



12 BLOCKING FAULT OR SCREENING

Relevant Rules: 12.5, 12.6.2.3, 14.6.3,
19.3.1.3, 23.3.2.3a, g, 24.3.2.4

Raise both arms vertically, palms forward

F S



13 POSITIONAL OR ROTATIONAL FAULT

Relevant Rules: 7.5, 7.7, 23.3.2.3a, 24.3.2.2

Make a circular motion with the forefinger

F S



14 BALL "IN"

Relevant Rule: 8.3

Point the arm and fingers toward the floor

F S



15 BALL "OUT"

Relevant Rules: 8.4.1, 8.4.2, 8.4.3, 8.4.4,
24.3.2.5, 24.3.2.7

Raise the forearms vertically, hands open,
palms towards the body

F S

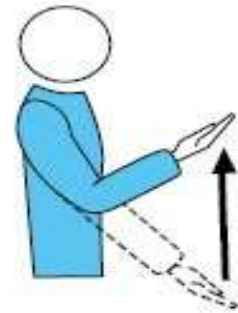


16 CATCH

Relevant Rules: 9.2.2, 9.3.3, 23.3.2.3b

Slowly lift the forearm, palm of the hand facing upwards

F



17 DOUBLE CONTACT

Relevant Rules: 9.3.4, 23.3.2.3b

Raise two fingers, spread open

F



18 FOUR HITS

Relevant Rules: 9.3.1, 23.3.2.3b

Raise four fingers, spread open

F S

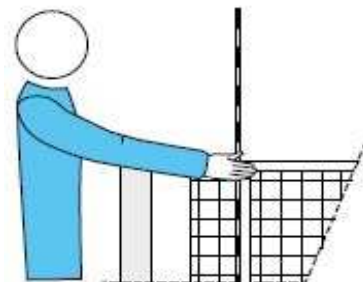


19 NET TOUCHED BY PLAYER or SERVED BALL FAILS TO PASS TO THE OPPONENT THROUGH CROSSING SPACE

Relevant Rules: 11.4.4, 12.6.2.1

Indicate the relevant side of the net with the corresponding hand

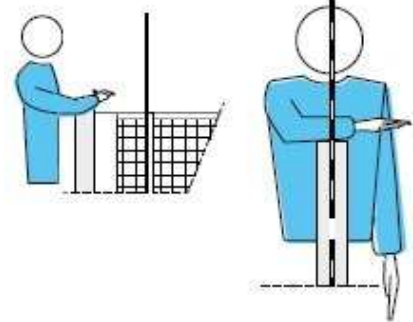
F S



20 REACHING BEYOND THE NET

Relevant Rules: 11.4.1, 13.3.1, 14.3, 14.6.1, 23.3.2.3c

Place a hand above the net, palm facing downwards



F

21 ATTACK HIT FAULT

Relevant Rules:

- by a back-row player or by a libero:
13.3.3, 13.3.4, 13.3.5, 23.3.2.3d, e, 24.3.2.4
- on an overhand finger pass by the libero in his/her front zone or its extension:
13.3.6

Make a downward motion with the forearm, hand open



F

S

22 PENETRATION INTO THE OPPONENT COURT or BALL CROSSING THE LOWER SPACE or THE SERVER TOUCHES THE COURT (END LINE) WITH HIS/HER BUTTOCKS or THE PLAYER SITS OUTSIDE HIS/HER COURT AT THE MOMENT OF THE SERVICE HIT

Relevant Rules: 8.4.5, 11.2.2, 12.4.3, 23.3.2.3a, f, 24.3.2.1

Point to the centre line or to the relevant line



F

S

23 DOUBLE FAULT AND REPLAY

Relevant Rules: 6.1.2.2, 17.2, 22.2.3.4

Raise both thumbs vertically

F



24 BALL TOUCHED

Relevant Rules: 23.3.2.3b, 24.2.2

Brush with the palm of one hand the fingers of the other, held vertically

F S

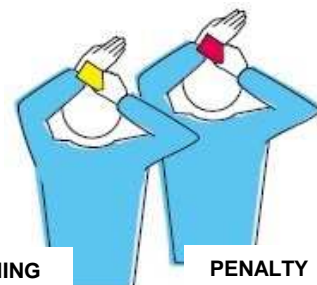


25 DELAY WARNING / DELAY PENALTY

Relevant Rules: 15.11.3, 16.2.2, 23.3.2.2

Cover the wrist with a yellow card (warning) and with a red card (penalty)

F



26 LIFTING

Relevant Rules: 9.3.5, 9.4.1, 9.4.2, 24.3.2.8

Hold the hands horizontally, palms together and raise the upper palm from the lower palm

F S

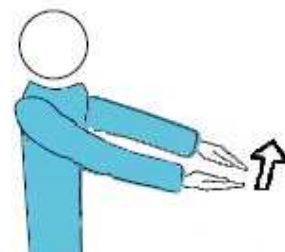


DIAGRAM 12: LINE JUDGES' OFFICIAL FLAG SIGNALS

1 BALL "IN"

Relevant Rules: 8.3, 27.2.1.1

Point down with flag



2 BALL "OUT"

Relevant Rules: 8.4.1, 27.2.1.1

Raise flag vertically



3 BALL TOUCHED

Relevant Rule: 27.2.1.2

Raise flag and touch the top with the palm of the free hand



4 CROSSING SPACE FAULTS, BALL TOUCHED AN OUTSIDE OBJECT, OR BUTTOCKS FAULT BY ANY PLAYER DURING SERVICE

Relevant Rules: 8.4.2, 8.4.3, 8.4.4, 12.4.3, 27.2.1.3, 27.2.1.4, 27.2.1.6, 27.2.1.7

Wave flag over the head and point to the antenna or the respective line



5 JUDGEMENT IMPOSSIBLE

Raise and cross both arms and hands in front of the chest



Illustration of APPENDIX to the World ParaVolley Sitting & Standing Volleyball Rules



2. STANDARDS FOR TEAM EQUIPMENT

2.1 PLAYER EQUIPMENT

2.1.1 UNIFORM JERSEY (SHIRT)

2.1.1.1 Uniform Jersey Mode

2.1.1.2 Printed Information on the Uniform Jersey

- a. **FRONT NUMBER 15 cm high** and no less than **2 cm** wide stripe (centered).
- b. **No numbers** on the sleeves.
- c. **LOGO** Homologated manufacturer's logo: Logo should fit within **20 cm²**, usually a rectangle **5 cm long** and **4 cm high**. It should preferably be on the front right-hand side.
- d. Country flag and country name *when included*:
EITHER: min. **36 cm²** and max. **40 cm²** on the front upper left side.
The country name or the official country code (3 letters) must be at the bottom of the flag.
OR: As per regulations for Player's registered jersey name, name of country may be used where player name is not included.
- e. **Back number 20 cm high** and no less than **2 cm** wide stripe (centered below the player's registered jersey name).
- f. **Letters** for the player's registered jersey name (i.e. family name or usual nick name) on the back of playing uniforms above the number **4 or 6 cm high** and no less than **0.5 cm** wide stripe.



WOMEN	Under 10 letters	6 cm high and no less than 1 cm wide stripe.
	10 letters and over	4 cm high and no less than 0.5 cm wide stripe.
MEN	Under 12 letters	6 cm high and no less than 1 cm wide stripe.
	12 letters and over	4 cm high and no less than 0.5 cm wide stripe.

- g. The dimension of the **captain's stripe: height 2 cm** and **width 8 cm**. The captain's stripe must be located **centered under the number on the front** of the jersey.

FRONT NUMBER

15 cm high

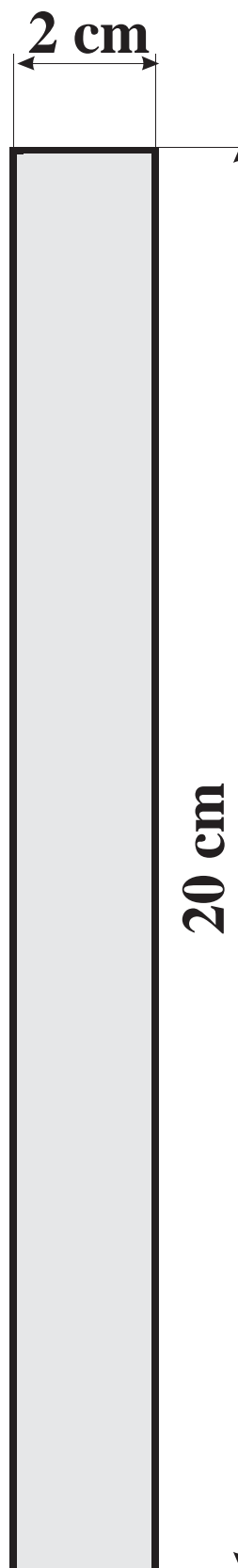
and no less than **2 cm** wide stripe (centered).



BACK NUMBER

20 cm high

and no less than **2 cm** wide stripe
(centered below the player's
registered jersey name).



LETTERS



for the player's registered jersey name

(i.e. family name or usual nick name or country)
on the back of playing uniforms above the number
4 or 6 cm high and no less than **0.5 cm** wide stripe.



WOMEN

Under 10 letters

6 cm high, no less than **1.0 cm** wide stripe.

MEN

Under 12 letters

6 cm high, no less than **1.0 cm** wide stripe.

WOMEN

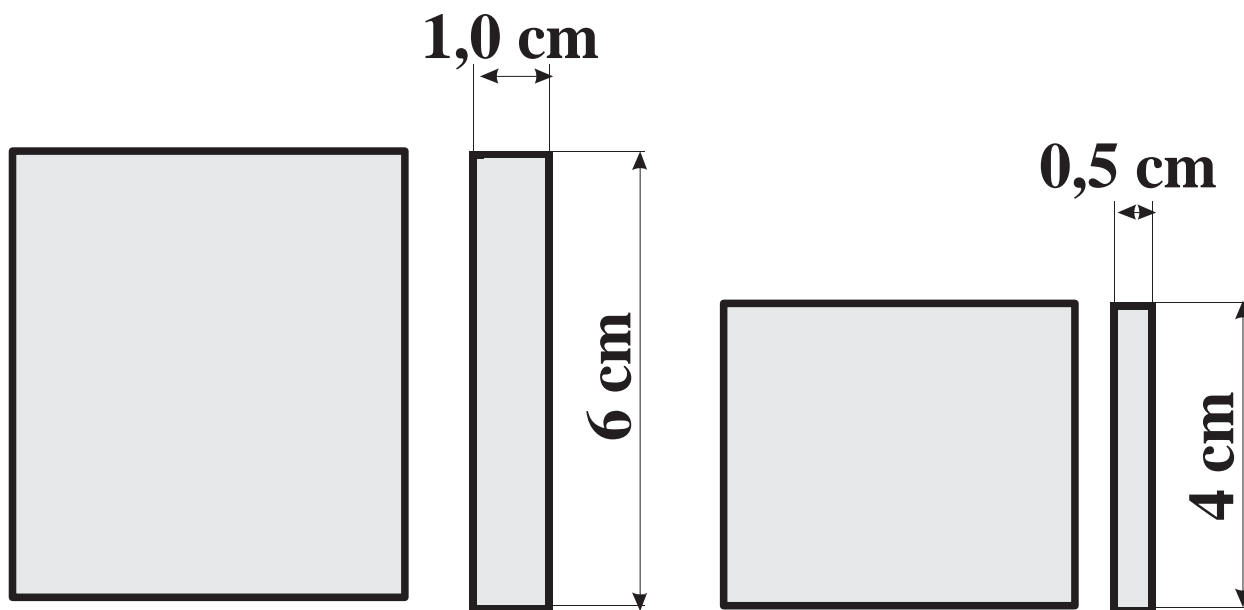
10 letters and over

4 cm high, no less than **0.5 cm** wide stripe.

MEN

12 letters and over

4 cm high, no less than **0.5 cm** wide stripe.



LOGO

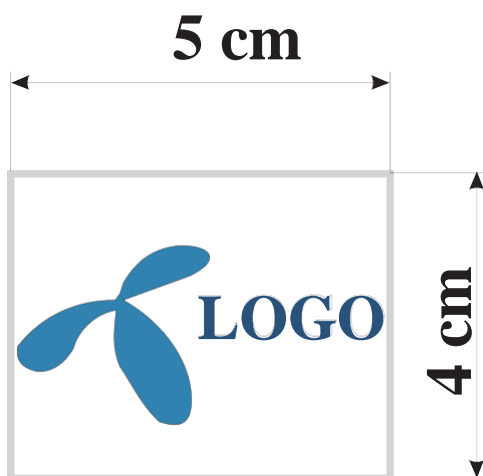
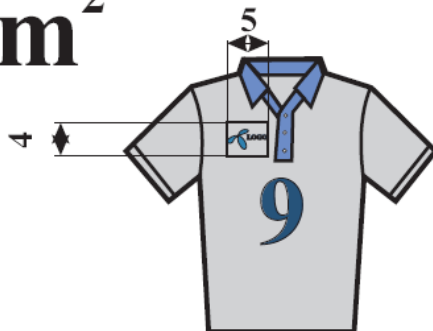
Homologated manufacturer's logo:

Logo should fit within 20 cm^2 .

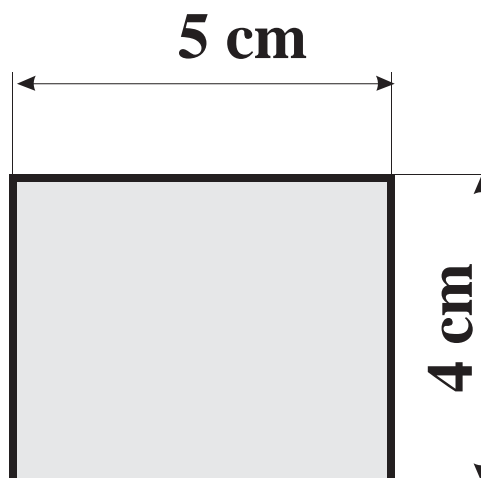
Usually a rectangle **5 cm long** and **4 cm high**.

It should preferably be on the front right-hand side.

20 cm^2



20 cm^2



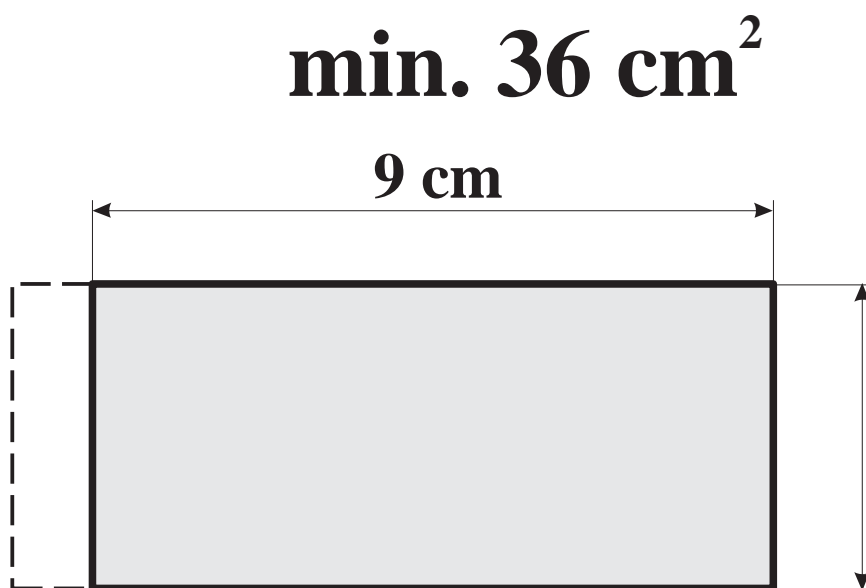
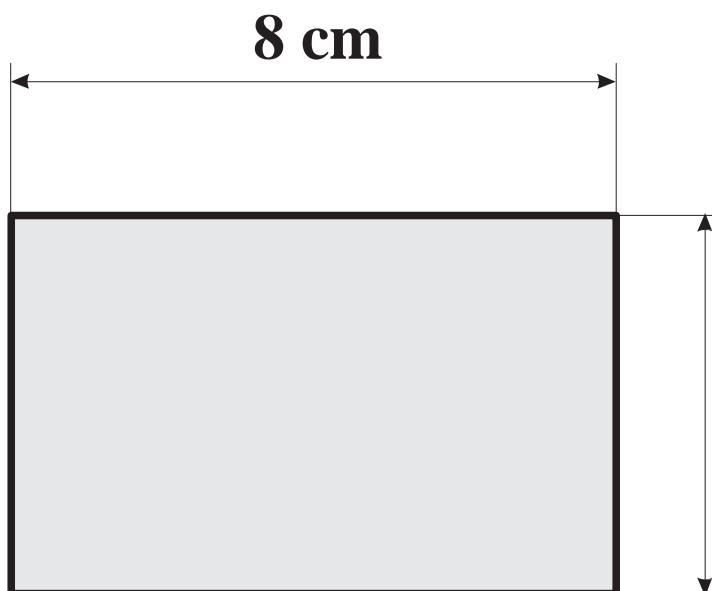
20 cm^2



FLAG

Country flag and country name
when included: EITHER: min. **36 cm²**
and max. **40 cm²** on the front upper left side.

The country name or the official country code (3letters)
must be at the bottom of the flag



The dimension of the
captain's stripe

height **2 cm**
width **8 cm**.

The captain's stripe must be located
centered under the number on the front
of the jersey.



Illustration of APPENDIX to the World ParaVolley Sitting & Standing Rules



3. ADVERTISING GUIDELINES

3.1 TEAM EQUIPMENT

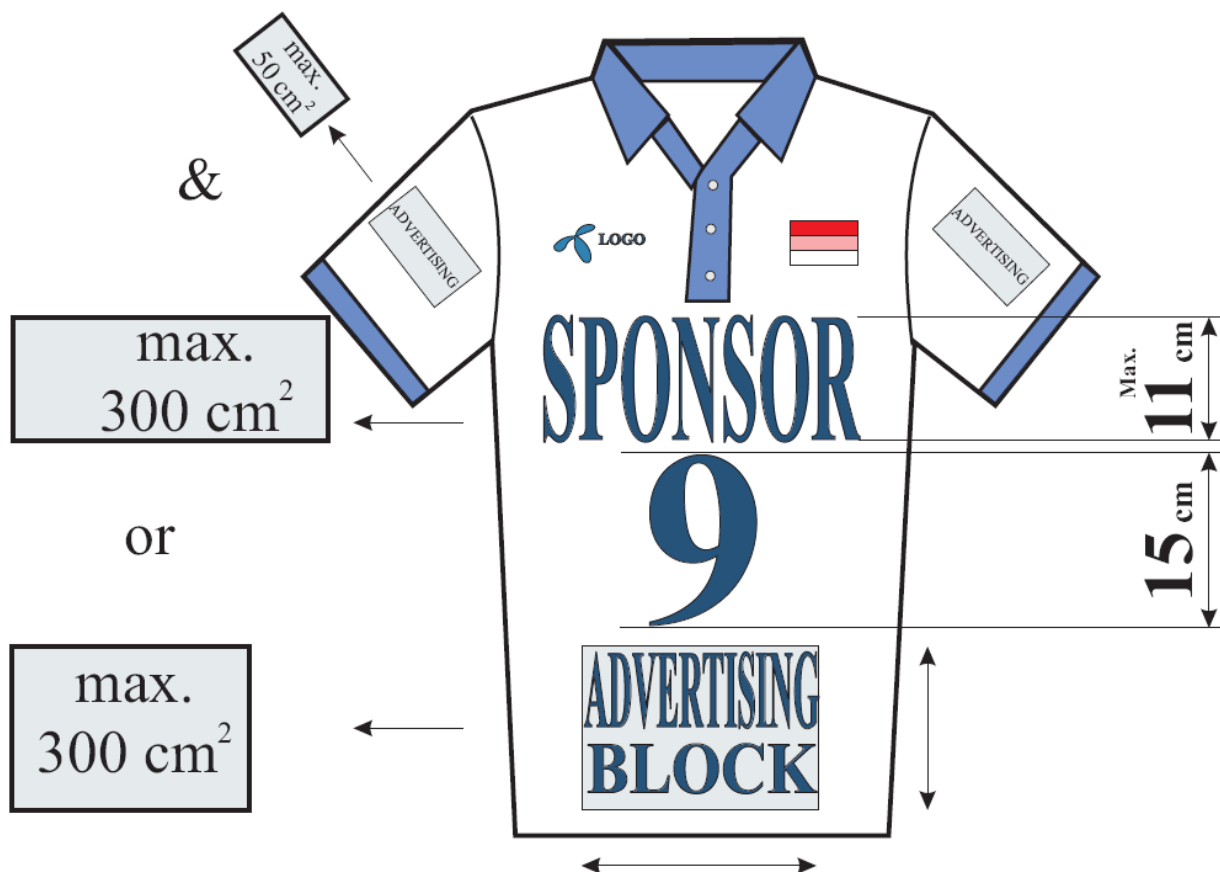
When taking part in a World ParaVolley competition, team members must not carry any advertising material on their equipment unless previously approved by World ParaVolley.

It should be noted that advertising is not allowed in the Paralympic Games.

The size of the advertising must not exceed 300 cm^2 in one block on the front of the jersey and 50 cm^2 on each jersey sleeve. The advertising block on the front of the jersey may be below the number, although the placement of longer, thinner advert (i.e. one line featuring the name of the sponsor max 11 cm high) above the number is also allowed.

ADVERTISING ON JERSEY

max 300 cm^2 & $2 \times 50\text{ cm}^2$



The size of the advertising must not exceed 33 cm^2 in one block on the front or the back of the warming up suit and must be identical to the advertising on the jersey.

ADVERTISING ON WARMING UP SUIT

max 33 cm^2

